



County & Age Group CHAMPIONSHIPS



Saturday 25 & Sunday 26 January 2025
Weekend 2
Wycombe Leisure Centre

Licensed by Swim England - 1SE250019
Swum under Swim England Laws and the
Technical Rules of Racing



The BSBASA Performance Swimming Events Committee

| | |
|--------------------------------------|-------------------|
| Promoter & Events Manager | James Glazebrook |
| Deputy Events Manager | Andy Mackay |
| Results | Stuart Fillingham |
| AOE | Rob Moore |
| Volunteer's coordinator | James Glazebrook |
| Official's coordinator | Sam Dyson |
| Entries secretary | Jonathan Mills |
| Trophies secretary | Lorraine Mackay |
| Announcer | Amrita Glazebrook |



A big thank you to all the volunteers from our clubs helping to run the meet this weekend, filling all the following roles:

- Welcome Desk
- Changing Village Monitors
- Sports Hall Monitors
- Spectator Gallery Entry Desk
- Medal Table
- Competitor Stewards
- Warm Down Pool Monitors
- Warm up Marshals
- Runners

Additional thanks to [Wycombe District SC](#) for helping us to setup the pool.

It takes around 50 volunteers and officials to run every session of the meet.

We could not run it without you! THANK YOU

Programme front cover: Original design by John Rowley

Officials

Our thanks to all the officials helping at the meet this weekend:



Lead Referees

| | |
|----------------|-------------|
| Susan Harrison | Roger Prior |
|----------------|-------------|

Officials

| | | |
|------------------|----------------------|-------------------|
| Charles Bagot | Claire Smith | Polina Soshnikova |
| Tom Baster | John Thornton | Zoe Staines |
| Anne Cork | Wojciech Duell | Vicky Gray |
| Diane Cryer | Lara Edmonstone-West | Jackie Hopkinson |
| Sam Dyson | Paul Griffiths | Jackie Martin |
| Sarah Endersby | Roshan Ratnapala | Fiona Narda |
| Jonathan Mills | David Ahearne | Emily O'Neill |
| Roger Penfold | Mathew Bater | Minal Shah |
| Peter Roycroft | Marie Brooks | Stephen Corneck |
| Joan Scarrott | John Campbell | Michael Hopton |
| Emma Cormie | Kevin Carter | Iyer Sowmya |
| Nicki Thorpe | Xin Chen | Michelle Lai |
| Malcolm Burfitt | Gemma Cowie | Sarah Lewin |
| Peter Button | Emily Cryer | Chantelle Limb |
| Anna Catheya | Christopher Dagleish | Janet Maaref |
| Jean Catheya | Tom Kean | Jamie Morton |
| Paresh Chopdekar | Kirsty Law | Fiona Ord |
| Judith Foster | Helen Melville | Mel Sage |
| Keith Galley | Carolyn Moody | Karen Sinden |
| Steve Gilbert | Lena Poulton | Nigel Singleton |
| Jon Lovesey | Ali Schwiderski | Ben Stanley |
| Mike Owen | Fiona Slater | Brie Tustin |
| David Sampson | Dusana Smith | Toby Westcott |
| Jonathan Sandell | Jarek Solinski | |

Trainees

| | | |
|------------------|-------------------|--------------------|
| Ian Casely | Tom Hemmant | Tamsin Runnalls |
| Juliane Coupland | Dafydd Jones | Jacqui Seal |
| Lucy Dove | Sean Kearney | Wei Shi |
| Michael Gill | Karoline Kennison | Laura Winstanley |
| Caroline Hatton | Colm McGinley | Kirsty Johnson Cox |

A message from the Promoter

On behalf of the Berkshire and South Buckinghamshire Amateur Swimming Association (BSBASA), I would like to welcome you to the combined “Performance Swimming Age Group and Para Swimming County Championships 2025”, aka “Counties”.

Congratulations to all the swimmers qualifying for the meet. We are looking forward to an exciting weekend of speed swimming, as well as a chance to catch up with friends from clubs around the county, a great way to start the year and the long course season.

The format of the County Championships is slightly different from many Open Meets. We hold 3 sessions of swimming each day. At the end of each session an awards ceremony takes place to present the Junior and Senior County trophies and medals. The final session of the day is reserved for the 50m & 100m finals and relay events. A full events listing is available on the next page.

Enjoy the racing, we welcome loud support for the swimmers from the gallery and poolside and cheer them on. But please be quiet during the starts when the referee blows a series of short whistles. We want the swimmers to be able to focus and clearly hear the start signal.

This year we are repeating the “87-year 300m Tandem Relay”. This will take place on Sunday evening before the final awards presentation. This is a 6x50m Freestyle relay with a difference. All 6 swimmers in the team start in the water at the same time. At the end of each length the lead swimmer drops out until there is only one swimmer left for the 6th and final leg. This means that the swimmers will need to work together to co-ordinate their swimming, plan who will take the lead for each length, build up the speed and stay close together to maximise the use of draughting off each other (overtaking each other is not allowed). And why the “87 year rule”? this is

the maximum total combined age of the team (e.g. 11, 13, 14, 15, 16, 18 years).

I’d like to thank the leisure centre staff for their assistance with preparing the venue and helping us put on this weekend’s competition. A huge thank you to the County Performance Swimming Events Committee for their continuous support, the Championships are only possible thanks for the work you put in throughout the year.


My final thanks go to the officials and volunteers for helping to make this such a fun event to run making things go so smoothly.

Good luck to all our swimmers here this weekend, I hope you achieve your personal goals, whether it is your first time at Counties, or you are an experienced swimmer and aiming for regional and national qualification times later in the year.

For those targeting [South East Regional Long Course Championships](#) in April/May this year, a copy of the qualification times are included, at the back page of the programme.

Early next week all the results from the weekend will be posted on our website at <https://www.bsbasa.org> and should also be available on the Swim England Rankings website on Tuesday at <https://www.swimmingresults.org>.

Good luck and Swim Fast!



James Glazebrook

Meet Promoter and
BSBASA Performance Swimming
Events Manager

Programme of Events – Weekend 2

Saturday 25th January

| | | |
|------------------|--------|-----------------------------|
| Session 7 | 08:30 | Warm Up |
| | 09:15 | Start |
| | *11:50 | Presentations |
| Event 83 | O/M | 400m Freestyle |
| 84 | F | 800m Freestyle |
| 85 | O/M | 200m Backstroke |
| Session 8 | 12:30 | Warm Up |
| | 13:35 | Start |
| | *16:00 | Presentations |
| Event 86 | F | 100m Freestyle (Heats) |
| 87 | O/M | 100m Butterfly (Heats) |
| 88 | F | 50m Butterfly (Heats) |
| 89 | O/M | 50m Breaststroke (Heats) |
| 90 | F | 200m Individual Medley |
| Session 9 | 16:30 | Warm Up |
| | 17:15 | Start |
| | *19:30 | Presentations |
| Event | | Age Group Finals |
| 91-97 | O/M | 100m Butterfly |
| 98-104 | F | 100m Freestyle |
| 105-111 | O/M | 50m Breaststroke |
| 112-118 | F | 50m Butterfly |
| | | 12-13yrs Team Relays |
| 119 | O/M | 4x100m Freestyle |
| 120 | F | 4x100m Freestyle |
| 121 | O/M | 4x100m Medley |
| 122 | F | 4x100m Medley |

Sunday 26th January

| | | |
|-------------------|--------|----------------------------|
| Session 10 | 08:30 | Warm Up |
| | 09:05 | Start |
| | *11:25 | Presentations |
| Event 123 | F | 400m Individual Medley |
| 124 | O/M | 1500m Freestyle |
| 125 | F | 200m Butterfly |
| Session 11 | 12:10 | Warm Up |
| | 13:15 | Start |
| | *16:00 | Presentations |
| Event 126 | O/M | 100m Backstroke (Heats) |
| 127 | F | 100m Breaststroke (Heats) |
| 128 | O/M | 50m Freestyle (Heats) |
| 129 | F | 50m Backstroke (Heats) |
| 130 | O/M | 200m Breaststroke |
| 131 | F | 200m Freestyle |
| Session 12 | 16:30 | Warm Up |
| | 17:15 | Start |
| | *19:25 | Presentations |
| Event | | Age Group Finals |
| 132-138 | O/M | 100m Backstroke |
| 139-145 | F | 100m Breaststroke |
| 149-152 | O/M | 50m Freestyle |
| 153-159 | F | 50m Backstroke |
| | | Open AG Team Relays |
| 160 | O/M | 4x100m Medley |
| 161 | F | 4x100m Medley |
| 162 | O/M | 4x100m Freestyle |
| 163 | F | 4x100m Freestyle |
| 164 | O/M | 300m Tandem |

*Presentations timings given are approximate as they will take place after the events are completed.

F = Female event, O/M = Open/Male event

Swim England National County Team Championships 2024

On Saturday 5th October 2024, the Berkshire and South Buckinghamshire County Team travelled to Sheffield to take part in the National County Team Championships 2024. The team was led by coaches Joe Evans of Wycombe District and Fabian Whitbread of Maidenhead Marlins, both of whom are on the Swim England National Development Programme.

The team was made up of swimmers from across our county, coming from Tilehurst, Chalfont, Reading, Windsor, Bracknell, Wycombe, Amersham and Maidenhead.

We started our weekend arriving at Ponds Forge on Saturday afternoon. Here we were able to prepare for the competition a day early. During that time, the team began to bond during training, team meals at our hotel and fun activities provided by the coaching staff. During the evening, the coaches spoke about the importance of representing your county and what it means to be a part of the team. Our message was clear, we wanted to be back in Division one, every point counts. By the morning of the competition, Berks and South Bucks were ready to go.

As we made our way down to the pool covered in green and yellow, you could already hear the noise of all the other counties preparing themselves for an exciting day of racing. With 40 counties and nearly 900 swimmers taking part, representing their teams. By the time the opening ceremony took place, where swimmers Richard Alija and Katherine Williams lead the team out with the famous Berks and South Bucks head and holding the team flags high, the team was ready.

We had some brilliant individual and relay team performances throughout the day. Here are just to name a few:



| | | | |
|-----------------------|-------|--------|-----------------|
| Annabell Compton | 16/17 | 100 BK | 2 nd |
| | 16/17 | 100 FL | 3 rd |
| Isabella Sherman | 12/13 | 100 BR | 3 rd |
| Zach Callinan | 12/13 | 100 FS | 1 st |
| | 12/13 | 100 FL | 2 nd |
| Ethan Richards-Knight | 16/17 | 100 FL | 2 nd |
| Noah Wheeler | 16/17 | 100 BR | 1 st |
| Charlotte Heyden | 14/15 | 100 BK | 1 st |
| Johnathan Ireland | 16/17 | 200 IM | 1 st |
| Noah Wheeler | | Relay | |
| Ethan Richards-Knight | | | |
| Alex Moore | | | |
| Annabelle Compton | 16/17 | 200 IM | 2 nd |
| Saba Williams | | Relay | |
| Eve Whitney | | | |
| Maisie Dickinson | | | |
| Max Richard | 12/13 | 200 IM | 4 th |
| Daniel Chen | | Relay | |
| Zach Callinan | | | |
| Richard Alija | | | |
| Charlotte Heyden | 14/15 | 200 IM | 1 st |
| Charlotte Burfitt | | Relay | |
| Ava Truswell | | | |
| Katherine Williams | | | |

Towards the end of the day, the competition between Berks and South Bucks and Middlesex was nail biting and getting too close to call. After the last race, where our Squadron Relay of Alex Moore, Maisie Dickinson, Ben MacDougall, Katherine Williams, Darcey Perez and Max Richard finished in 11th place, it was Berks and South Bucks that were confirmed and walked away with the National County Team Championships Division 2 title.

(continued from previous page)

A great weekend filled with brilliant team performances, fast swimming and incredible team support. Thank you to the Team Managers Liz Lofts and Louise Vincent; the Coaches Joe Evans and Fabian Whitbread; the County and all those involved for the organisation and support to making this weekend such a success.

We said last year we wanted to bounce right back to Division 1, and so we have, by winning the Division 2 title.

Written by Fabian Whitbread, Maidenhead Marlins County Team Coach

See also the article on the Swim England website: [Berkshire & South Buckinghamshire clinch Division Two title to return to top flight](#)



What is the BSBASA?

The Berkshire and South Buckinghamshire Amateur Swimming Association is an organisation that represents clubs covering all the aquatic sport disciplines across the county. As well as performance swimming, this includes diving, artistic swimming, masters swimming and water polo.



Our swimming clubs include:

- Amersham Swimming Club
- Ascot Royals Swimming Club
- Bracknell & Wokingham Swimming Club
- Chalfont Otters Swimming Club
- Chesham Swimming Club
- Maidenhead Amateur Swimming Club
- Newbury District Swimming Club
- Reading Swimming Club
- Slough Dolphin Swimming Club
- Tilehurst Swimming Club
- Windsor Swimming Club
- Wycombe District Swimming Club

Use the QR codes below to follow the County Championships online:

Start lists

will be published by the end of the warm-up,
<https://bsbasa.org/startlist>



Results


will be published for each event as soon as the referee has validated the results from each heat.

<https://bsbasa.org/results>

Aggregate Point Scores

for the best overall swimmer and club

<https://bsbasa.org/awards>



BSBASA Swimming Records

The “County Records” and “Meet Best Times” are included at the back of the programme for your reference. The following provides a short explanation of how the records are compiled.

County Records

The conditions for establishing County records are as follows:

1. An application for a County Record will only be accepted in respect of a swimmer who, at the time of setting the record, has been in continuous membership of a Club assigned to the County Association for a period of at least three calendar months.
2. Records established in County Championships and other events officially promoted by the Association will automatically be credited to the winner concerned. All other records can only be set at Level 1 or Level 2 Swim England licensed meets, or meets at which an English record can be set, and must be **claimed in writing by the swimmer, or person acting on their behalf, to reach the County Performance Swimming Events Manager within two months of the event**, enclosing the timecard, or official results’ sheet.
3. All records must be made in still water. Any movement of water due to the normal operation of the filtration system may be disregarded.



4. Long course records shall be made only in pools of 50 metres (or 55 yards length). Short course records shall be made in pools of less than 50 metres and not less than 25 metres length. (N.B. Only long course records are presented in this programme)
5. A Junior record will be recognised only if it is made by a swimmer who is under seventeen years of age on 31 December in the year of competition. The Performance Swimming Events Committee did consider aligning the ages for Junior records with that for the Junior County Championship, however the County Management Board decided to maintain the current age criterion and the Junior records history.



Meet Best Times

Meet best times are the best times recorded in each event and age-group at the County Championships meet.

Meet best times do not need to be claimed and are compiled by the Performance Swimming Events Manager.

2018 was the first year that the championships for most events were held in a long course pool. The exceptions are the 800/1500m Freestyle which have been held in a long course pool since 2009, although the meet best times only date from 2016 when the age update moved to 31st December.

REMEMBER: If you think you have swum a new record time, please contact the records secretary at records@bsbasa.org so the record can be verified and added to the database. Unless your record is swum at the County Championships, we are not able to include it unless you make an application.

How the Championships are Run

General

1. The County Championships, the County Age Group Championships and the County Para-swimming championships are run as an integrated meet and are governed by the County Championships Conditions and County Age Group Championships Conditions. The key elements are included below.
2. This competition will be swum under Swim England Laws and Technical Rules.
3. The meet has been licensed by Swim England. 11th/12th January - 1SE250018, 25th/26th January 1SE250019. Times recorded at the meet will be accepted for entry into Regional and National Competitions and Championships and will be sent to the Swim England for inclusion in the National Rankings.
4. The age groups are 10/11yrs, 12yrs, 13yrs, 14yrs, 15yrs, 16yrs & 17+. Ages are determined by the swimmer's age on 31st December 2025.
5. The pool is 50 metres long and anti-turbulence lane ropes will be used together with automatic electronic judging and timing equipment. Backstroke ledges are available.

Heats and Finals

6. Team managers must withdraw any swimmers not intending to swim an event before the start of the warm up of the relevant session.
7. Relay Team Declaration Forms must be posted by the time stated on the form.
8. The warm up will end 5 minutes before the start of events.
9. Competitors in the first event of each session must report to the stewards in the marshalling area of the sports hall 10 minutes before the scheduled start time. Competitors in other events must report to the stewards during the preceding event to that in which they are swimming, or when called by the announcer.
10. Heats for individual events will be seeded using the entry times with the slowest swimmers first. For events with finals (50m & 100m events), the fastest 3 heats will be cyclically seeded and the other heats spearhead seeded. For events without finals, all heats will be spearhead seeded.
11. The fastest eight swimmers in the heats in each age group will qualify for the event age group final. Two reserves will also be allocated for each final.



12. The names of finalists will be announced as soon as possible after the results from the heats are validated by the referee. All swimmers qualifying for finals are expected to swim. Withdrawals should only be made in exceptional circumstances.
13. There will be no swim offs for equal placed swimmers and in such cases the number of swimmers in the final shall be reduced as necessary.

Results & Placings

14. Times shown on the scoreboard are provisional and subject to ratification by the referee.
15. Placings for the individual age group awards for events of 200m and longer will be determined based on heat times.
16. Placings for the 50m and 100m events will be determined by finals.
17. The Senior County Championship is for swimmers aged 15 years & over, and the Junior County Championship is for swimmers aged 14 years & under.
18. Senior County Championship and Junior County Championship placings for all individual events of 200m and over, and all County Championship team events, will be determined based on heat times, there will be no finals.
19. Senior and Junior County Championship placings for all 50m and 100m individual events will be determined by a "virtual final". The times of the swimmers in the 15, 16, and 17 years & over finals will be taken into a virtual final and the Senior County Championship Trophy will be awarded based on times in that virtual final. Similarly, the times of the swimmers in the 10/11, 12, 13, and 14 years finals will be taken into a virtual final and the Junior County Championship Trophy will be awarded based on times in that virtual final.
20. The placings for all the team events will be determined based on heat times, there are no finals for the relay events.



Awards

21. The Junior Championship Trophy and a County Championship gold medal will be awarded to first placed 14yrs & under swimmer. Silver and Bronze medals will be awarded to swimmers placed 2nd and 3rd.
22. The Senior County Championship Trophy and a County Championship gold medal will be awarded to the first placed 15yrs & over swimmer. Silver and Bronze medals will be awarded to swimmers placed 2nd and 3rd.
23. Championship trophies may be kept by the winners for a period of one year subject to completing the necessary documentation as regards its safekeeping and return.
24. The Championships include para-swimming multi-classification awards in the 50m and 100m events. Classified para-swimmers will, in addition to their age group placing, be placed in a multi-classification award category. Placing will be done based on British para-swimming points. The winner will be awarded an Age Group gold medal. Silver and bronze medals will be awarded for 2nd and 3rd place.
25. Age group and para-swimming medals can be collected from the team managers. Age group medals will be ready for collection from day 2 onwards.
26. Championship medals and trophies and all medals for the team events will be presented either during or at the end of the relevant session. Winners should listen to announcements to confirm the timing of presentations.

27. Ladies Club Aggregate for The Dockery Trophy & Open/Mens Club Aggregate for The Ellen Trophy

These are awarded to the club with the highest points score. Points will be awarded to the first eight competitors in each age group of each event, including the team events, in the following manner: Winner 15 points; Second 10 points; Third 7 points; Fourth 5 points; Fifth 4 points; Sixth 3 points; Seventh 2 points; Eighth 1 point. No points are awarded for County Championship placings. In the event of a dead heat, the club with the greatest number of first places shall be declared the winner.

28. Girls Aggregate for The Parker Silver Cup & Open/Boys Aggregate for The Lambert Shield:

These trophies are awarded to the swimmer with the highest number of points from the age group competition. Points are awarded as per the club aggregate trophies (see above). No points are awarded for County Championship placings.

Filming and Photography

29. The use of personal video and still cameras is permitted at the event, in line with Swim England guidance. Any photos and videos taken may only be for personal use and may not be broadcast (including web-streaming) or published without the prior written consent of the Promoter, this includes posting to social media.
30. By entering these championships, swimmers accept that their image may be captured and used as described above.



SESSION 7 : SATURDAY 25 JANUARY 2025
Withdraw by 8:30, Warm up 8:30, Session start 9:15

EVENT 83 Open/Male 400m Freestyle
County Championship and Age Group Competition - HDW

| | | | | | | | |
|---------------------------|-----------------|---------|-------|--------------------------|---------------|---------|-------|
| County Record | | | | Joshua Williams | Wycombe | 3:57.51 | 2021 |
| County Junior Record | | | | Joshua Williams | Wycombe | 3:57.83 | 2019 |
| Age Group Meet Best Times | | | | 14 Alex Cooper | Wycombe | 4:27.09 | 2020 |
| 10/11 Max Maleham | Newbury | 5:05.19 | 2018 | 15 Sammy Tucker | Wycombe | 4:16.85 | 2019 |
| 12 Alex Cooper | Wycombe | 4:48.66 | 2018 | 16 Josh Williams | Wycombe | 4:15.37 | 2018 |
| 13 Alex Cooper | Wycombe | 4:30.30 | 2019 | 17+ Jamie O'connor | Wycombe | 4:03.80 | 2019 |
| | | | | | | | |
| 1. Alex Smith | 11 Windsor | 6:17.93 | | 42. Isaac Jordan | 14 Newbury | 4:39.43 | |
| 2. William Sheridan | 11 Windsor | 6:16.56 | | 43. James Holland | 19 Newbury | 4:37.90 | |
| 3. Victor Watkins | 10 Wycombe | 6:15.39 | | 44. Zachary Callinan | 14 Maidenhead | 4:37.67 | |
| 4. Angus Mursal | 11 Windsor | 5:59.98 | | 45. Amos Fitch | 16 Newbury | 4:36.39 | |
| 5. Thomas Owen | 11 Maidenhead | 5:59.65 | | 46. Oscar Pestell | 17 Wycombe | 4:35.96 | |
| 6. Matthew McGinley | 11 Wycombe | 5:57.88 | | 47. Benjamin MacDougall | 15 Wycombe | 4:34.80 | |
| 7. Theodore Sampson | 11 Wycombe | 5:57.32 | | 48. Alessandro Porcelli | 19 Reading | 4:34.19 | |
| 8. Taksh Chopdekar | 11 Bracknell | 5:47.38 | | 49. Ethan Charley | 17 Maidenhead | 4:34.05 | |
| 9. Lucas Guy Allen | 12 Ascot Royals | 5:38.11 | | 50. Finn Hemmant | 14 Reading | 4:33.87 | |
| 10. Liam Ahearne | 12 Wycombe | 5:32.13 | | 51. Daniel Hall | 18 Maidenhead | 4:33.19 | |
| 11. Harry O'Grady | 12 Wycombe | 5:31.43 | | 52. Harry Jagot | 15 Wycombe | 4:33.12 | |
| 12. Artem Bulaev | 12 Bracknell | 5:30.56 | | 53. Frasier Hearmon | 14 Wycombe | 4:32.89 | |
| 13. Ethan Kennedy | 13 Tilehurst | 5:28.89 | | 54. Ollie Thorpe | 17 Bracknell | 4:30.12 | |
| 14. David Parra-Manzo | 13 Maidenhead | 5:28.54 | | 55. Joshua Greenough | 15 Maidenhead | 4:29.80 | |
| 15. Blake Pelly | 13 Bracknell | 5:28.47 | | 56. Theodore Sangamneher | 15 Maidenhead | 4:29.77 | |
| 16. Braden Ord | 13 Amersham | 5:25.06 | | 57. Zak Sheriff | 17 Wycombe | 4:28.80 | |
| 17. Henry Law | 12 Windsor | 5:22.07 | | 58. Cameron Venables | 17 Reading | 4:28.54 | |
| 18. Theo Edmonstone-West | 12 Maidenhead | 5:19.40 | | 59. Joshua Kimberley | 15 Amersham | 4:23.28 | |
| 19. Thomas Bennett | 13 Ascot Royals | 5:16.56 | | 60. Dan John | 38 Reading | 4:22.24 | |
| 20. Jack Brooks | 13 Maidenhead | 5:14.04 | | 61. Thomas Williams | 15 Windsor | 4:22.15 | |
| 21. Harry Burfitt | 12 Maidenhead | 5:14.00 | | 62. Jackson Schwiderski | 17 Wycombe | 4:21.90 | |
| 22. Luis da Silva | 13 Wycombe | 5:12.43 | | 63. William Strong | 16 Wycombe | 4:21.47 | |
| 23. Oliver Sampson | 13 Wycombe | 5:09.00 | | 64. Charan Rupesinghe | 18 Wycombe | 4:20.88 | |
| 24. Thomas Grove | 13 Wycombe | 5:07.06 | | 65. Joseph Buxton | 22 Reading | 4:20.40 | |
| 25. Roan Kearney | 13 Wycombe | 4:59.92 | | 66. Rowan Fuss | 22 Wycombe | 4:17.64 | |
| 26. Joe Griffiths | 14 Maidenhead | 4:59.80 | | 67. Casper Clark | 16 Amersham | 4:17.57 | |
| 27. Theo Lofts | 13 Maidenhead | 4:57.77 | | 68. Ted Whitwam | 19 Bracknell | 4:17.21 | |
| 28. Harrison Brown | 14 Windsor | 4:56.42 | | 69. Remy Mowbray | 15 Amersham | 4:14.56 | |
| 29. Razvan Lihai | 13 Bracknell | 4:53.16 | | 70. Ethan Wills | 17 Wycombe | 4:14.11 | |
| 30. Edwin Radzius | 14 Wycombe | 4:53.06 | | 71. Benjamin Mould | 20 Wycombe | 4:13.50 | |
| 31. Zack Ratnapala | 14 Maidenhead | 4:48.80 | | 72. Mikhail Naumovich | 19 Wycombe | 4:12.00 | |
| 32. Nathan Boyadjian | 15 Wycombe | 4:47.80 | | 73. Alan Parra-Manzo | 18 Maidenhead | 4:11.06 | |
| 33. Richard Alija | 14 Wycombe | 4:46.53 | | 74. Lucas Bryant | 16 Maidenhead | 4:04.20 | |
| 34. Rumeth Morawakkorala | 16 Wycombe | 4:44.30 | | 75. Nathan Potter | 20 Maidenhead | 4:04.01 | |
| 35. Alexander Naumovich | 15 Amersham | 4:43.82 | | 76. Monty Smith | 16 Wycombe | 3:59.60 | |
| 36. Owen Ahearne | 16 Wycombe | 4:43.75 | | 77. Luca Staines | 21 Wycombe | 3:58.80 | |
| 37. Finn Mather | 14 Windsor | 4:42.77 | | 78. Rufus Parry | 17 Wycombe | 3:58.56 | |
| 38. Noah Wills | 16 Wycombe | 4:41.78 | | 79. Samuel Williams | 18 Wycombe | 3:57.08 | |
| 39. M Kazakevicius (S15) | 16 Wycombe | 4:41.03 | | 80. Maxwell Adams | 20 Wycombe | 3:55.10 | |
| 40. Adam Maaref | 16 Wycombe | 4:40.40 | | 81. Daniel Cox | 21 Wycombe | 3:54.18 | |
| 41. Aaron Cain | 14 Wycombe | 4:39.66 | | 82. F Ashley-Sparks | 23 Wycombe | 3:47.42 | |

EVENT 84 Female 800m Freestyle
County Championship and Age Group Competition - HDW

| | | | | | | | | | |
|---------------------------|-----------------|---------|----------|------|----------------|------------|---------|---------|------|
| County Record | | | | | Rebecca Cooke | Reading | 8:28.54 | 2002 | |
| County Junior Record | | | | | Rebecca Cooke | Reading | 8:39.93 | 1999 | |
| Age Group Meet Best Times | | | | 14 | Merissa Booth | Wycombe | 9:28.60 | 2019 | |
| 10/11 Unclaimed | | | | 15 | Caitlin Mackay | Chesham | 9:10.08 | 2016 | |
| 12 | Natasha Holroyd | Windsor | 10:10.05 | 2016 | 16 | Ella Dyson | Wycombe | 9:04.88 | 2020 |
| 13 | Merissa Booth | Wycombe | 10:01.81 | 2018 | 17+ | Ella Dyson | Wycombe | 8:56.10 | 2022 |

| | | | | | | | | | | | |
|-----|------------------|----|------------|----------|-------|-----|--------------------|----|------------|---------|-------|
| 1. | Harriet Stanley | 12 | Wycombe | 11:01.90 | | 23. | Mollie McGinley | 13 | Wycombe | 9:57.39 | |
| 2. | Lottie Kelemen | 13 | Wycombe | 10:50.00 | | 24. | Ella Macdonald | 17 | Reading | 9:51.60 | |
| 3. | Ella Redfern | 13 | Wycombe | 10:40.34 | | 25. | Anaya Singh | 15 | Reading | 9:50.22 | |
| 4. | Alice Jones | 13 | Maidenhead | 10:38.32 | | 26. | Madeleine Harrison | 21 | Reading | 9:46.10 | |
| 5. | Amy Banks | 13 | Bracknell | 10:30.27 | | 27. | Charlotte Burfitt | 15 | Maidenhead | 9:42.33 | |
| 6. | Alethea Sage | 13 | Wycombe | 10:29.07 | | 28. | Grace Findley | 14 | Amersham | 9:38.81 | |
| 7. | Lana Wahlberg | 14 | Amersham | 10:27.23 | | 29. | Rose Lewin | 15 | Wycombe | 9:38.48 | |
| 8. | Seren Keylock | 14 | Wycombe | 10:26.00 | | 30. | Summer Chirita | 13 | Wycombe | 9:38.38 | |
| 9. | Frances Sadler | 14 | Maidenhead | 10:18.26 | | 31. | Anna Patterson | 18 | Newbury | 9:37.90 | |
| 10. | Mia Littley | 13 | Maidenhead | 10:17.72 | | 32. | Annabelle Cooper | 16 | Wycombe | 9:36.50 | |
| 11. | Grace Wittich | 13 | Amersham | 10:16.64 | | 33. | Sienna Ramery | 16 | Wycombe | 9:30.80 | |
| 12. | Kayleigh Sinden | 14 | Wycombe | 10:15.02 | | 34. | Matilda Boyce | 14 | Bracknell | 9:29.65 | |
| 13. | Maya Shah | 14 | Wycombe | 10:13.50 | | 35. | Yalindi Rupesinghe | 20 | Wycombe | 9:29.30 | |
| 14. | Cora James | 14 | Bracknell | 10:10.47 | | 36. | Charlotte Gray | 16 | Wycombe | 9:29.27 | |
| 15. | Logan De Meuter | 15 | Wycombe | 10:06.12 | | 37. | Summer Martin | 15 | Wycombe | 9:26.93 | |
| 16. | Elizabeth Turner | 14 | Maidenhead | 10:02.20 | | 38. | Charlotte Heyden | 16 | Wycombe | 9:25.59 | |
| 17. | Louise Goodman | 16 | Newbury | 10:02.11 | | 39. | Grace Wade | 17 | Newbury | 9:25.01 | |
| 18. | Amy Costa-D'sa | 15 | Chalfont | 10:02.09 | | 40. | Issy Thorpe | 19 | Bracknell | 9:21.24 | |
| 19. | Emelia Heap | 13 | Wycombe | 10:00.64 | | 41. | Alicia Bethell | 17 | Wycombe | 9:15.56 | |
| 20. | Olive Muir | 17 | Newbury | 9:58.87 | | 42. | Esme O'Driscoll | 15 | Amersham | 9:04.91 | |
| 21. | Amber Galley | 20 | Wycombe | 9:58.76 | | 43. | Hazel-Anne Carter | 17 | Wycombe | 8:57.79 | |
| 22. | Michaela Sichova | 16 | Tilehurst | 9:57.57 | | 44. | Maisie Dickinson | 18 | Wycombe | 8:56.13 | |

EVENT 85 Open/Male 200m Backstroke
County Championship and Age Group Competition - HDW

| | | | | | | | | | |
|---------------------------|---------------------|---------|---------|------|-------------------|-------------------|------------|---------|------|
| County Record | | | | | Cameron Brooker | Wycombe | 1:59.96 | 2021 | |
| County Junior Record | | | | | James Eddy | Wycombe | 2:04.97 | 2016 | |
| Age Group Meet Best Times | | | | 14 | Johnathan Ireland | Maidenhead | 2:17.58 | 2022 | |
| 10/11 Marcus Haigh | | Wycombe | 2:47.97 | 2019 | 15 | Monty Smith | Wycombe | 2:12.44 | 2024 |
| 12 | Alexander Moore | Wycombe | 2:36.79 | 2019 | 16 | Johnathan Ireland | Maidenhead | 2:10.66 | 2024 |
| 13 | Benjamin MacDougall | Wycombe | 2:31.74 | 2023 | 17+ | James McFadzen | Wycombe | 2:04.88 | 2023 |

| | | | | | | | | | | | |
|-----|----------------------|----|--------------|---------|-------|-----|---------------------|----|------------|---------|-------|
| 1. | Cillian Evans | 11 | Wycombe | 3:15.05 | | 24. | Edwin Radzius | 14 | Wycombe | 2:35.63 | |
| 2. | Theodore Sampson | 11 | Wycombe | 3:13.56 | | 25. | Richard Alija | 14 | Wycombe | 2:32.53 | |
| 3. | John-Paul Newman | 11 | Windsor | 3:11.26 | | 26. | Roan Kearney | 13 | Wycombe | 2:32.49 | |
| 4. | Thomas Owen | 11 | Maidenhead | 3:09.91 | | 27. | Alexander Naumovich | 15 | Amersham | 2:30.00 | |
| 5. | William Sheridan | 11 | Windsor | 3:05.30 | | 28. | Finbarr Eaton | 16 | Windsor | 2:27.96 | |
| 6. | Matthew McGinley | 11 | Wycombe | 3:02.97 | | 29. | Stirling Smith | 16 | Wycombe | 2:27.20 | |
| 7. | Cassian Corden | 12 | Windsor | 2:56.31 | | 30. | James Owen | 16 | Maidenhead | 2:27.19 | |
| 8. | Taksh Chopdekar | 11 | Bracknell | 2:55.64 | | 31. | Owen Ahearne | 16 | Wycombe | 2:26.80 | |
| 9. | Daniel Aggar | 12 | Maidenhead | 2:53.69 | | 32. | Oscar Shepherd | 16 | Reading | 2:25.16 | |
| 10. | Artem Bulaev | 12 | Bracknell | 2:51.80 | | 33. | Fraser Batey | 15 | Amersham | 2:24.06 | |
| 11. | Lucas Guy Allen | 12 | Ascot Royals | 2:50.90 | | 34. | Sviatoslav Puhol | 16 | Maidenhead | 2:23.90 | |
| 12. | Harry Burfitt | 12 | Maidenhead | 2:50.16 | | 35. | Charan Rupesinghe | 18 | Wycombe | 2:22.69 | |
| 13. | Theo Edmonstone-West | 12 | Maidenhead | 2:48.95 | | 36. | Ted Whitwam | 19 | Bracknell | 2:22.08 | |
| 14. | Aaron Debiais | 13 | Reading | 2:48.20 | | 37. | Domenic Coia-Evans | 19 | Bracknell | 2:21.09 | |
| 15. | Henry Law | 12 | Windsor | 2:47.54 | | 38. | Huw Jones | 28 | Bracknell | 2:20.50 | |
| 16. | Kaspar Sham | 13 | Tilehurst | 2:46.95 | | 39. | Thomas Williams | 18 | Windsor | 2:19.31 | |
| 17. | Braden Ord | 13 | Amersham | 2:46.30 | | 40. | Cameron Venables | 17 | Reading | 2:18.49 | |
| 18. | Oliver Sampson | 13 | Wycombe | 2:43.97 | | 41. | Barnaby Grayson | 17 | Newbury | 2:15.75 | |
| 19. | Razvan Lihai | 13 | Bracknell | 2:42.14 | | 42. | Jackson Schwiderski | 17 | Wycombe | 2:15.70 | |
| 20. | Daniel Chen | 14 | Maidenhead | 2:37.05 | | 43. | Harry Clarke | 20 | Tilehurst | 2:14.49 | |
| 21. | Thomas Morton | 13 | Newbury | 2:37.00 | | 44. | William Strong | 16 | Wycombe | 2:13.58 | |
| 22. | Harrison Brown | 14 | Windsor | 2:36.77 | | 45. | Callum Ritchie | 16 | Bracknell | 2:13.48 | |
| 23. | Theo Lofts | 13 | Maidenhead | 2:36.15 | | 46. | Rowan Fuss | 22 | Wycombe | 2:13.29 | |

EVENT 85 Open/Male 200m Backstroke - cont

| | | | | | | | |
|---------------------------|--------------|---------|-------|-----------------------|---------------|---------|-------|
| 47. Ethan Richards-Knight | 18 Chalfont | 2:13.06 | | 53. Samuel Williams | 18 Wycombe | 2:09.60 | |
| 48. Aden Mccarthy | 18 Bracknell | 2:12.80 | | 54. Monty Smith | 16 Wycombe | 2:05.18 | |
| 49. Charles Hazell | 21 Windsor | 2:10.80 | | 55. Luca Staines | 21 Wycombe | 2:04.62 | |
| 50. Joseph Mottram | 18 Windsor | 2:10.20 | | 56. Zak Sheriff | 17 Wycombe | 2:04.07 | |
| 51. Mikhail Naumovich | 19 Wycombe | 2:10.07 | | 57. Johnathan Ireland | 17 Maidenhead | 2:03.42 | |
| 52. Benjamin MacDougall | 15 Wycombe | 2:09.71 | | | | | |

The following trophies will be awarded during or at the end of this session

Open/Male 400m Freestyle Junior Championship for The Speedo Trophy
 Open/Male 400m Freestyle Senior Championship for The Berkshire Clubs Silver Cup
 Female 800m Freestyle Junior Championship for The Waitrose Cup
 Female 800m Freestyle Senior Championship for The Spindler Silver Trophy
 Open/Male 200m Backstroke Junior Championship for The Roger Pratt Trophy
 Open/Male 200m Backstroke Senior Championship for The Gasket Trophy

SESSION 8 : SATURDAY 25 JANUARY 2025
Withdraw by 12:30, Warm up 12:30, Session start 1:35

**EVENT 86 Female 100m Freestyle
County Championship and Age Group Competition**

| | | | | | | | |
|---------------------------|-----------|---------|------|----------------------|---------|---------|------|
| County Record | | | | Jemima Hall | Wycombe | 57.42 | 2020 |
| County Junior Record | | | | Annabelle Compton | Wycombe | 57.98 | 2023 |
| Age Group Meet Best Times | | | 14 | Anaya Singh | Reading | 1:00.47 | 2024 |
| 10/11 Summer Chirita | Wycombe | 1:09.17 | 2023 | 15 Annabelle Compton | Wycombe | 57.98 | 2023 |
| 12 Summer Chirita | Wycombe | 1:05.60 | 2024 | 16 Lucy Fox | Wycombe | 59.34 | 2022 |
| 13 Joslyn Knaap | Bracknell | 1:02.51 | 2018 | 17+ Jemima Hall | Wycombe | 57.42 | 2020 |

| | | | | | | | |
|----------------------------|-----------------|---------|-------|----------------------------|---------------|---------|-------|
| 1. Elowyn Meeres (S6) | 16 Wycombe | 1:39.74 | | 36. Isabelle Cowie | 13 Wycombe | 1:11.14 | |
| 2. Iris Turner (S8) | 18 Wycombe | 1:27.94 | | 37. Hollie Jenkins | 13 Amersham | 1:11.04 | |
| 3. Naomi McMillan | 10 Wycombe | 1:22.98 | | 38. Jessica Stafford | 13 Wycombe | 1:11.02 | |
| 4. Martha Percy | 11 Windsor | 1:22.86 | | 39. Aya Manga | 13 Wycombe | 1:10.96 | |
| 5. Olivia Heeremans | 11 Ascot Royals | 1:22.85 | | 40. Hettie Gibbs | 12 Bracknell | 1:10.86 | |
| 6. Isabella Feng | 11 Tilehurst | 1:22.38 | | 41. Gianna Chan | 13 Bracknell | 1:10.85 | |
| 7. Kaya Then | 11 Maidenhead | 1:21.95 | | 42. Anneliese Jordinson | 13 Tilehurst | 1:10.83 | |
| 8. Mya Hawkshaw-Burn | 11 Windsor | 1:21.53 | | 43. Devon Writer | 12 Bracknell | 1:10.80 | |
| 9. Ella Boresjo | 11 Windsor | 1:21.29 | | 44. V Chicote Amigo | 13 Maidenhead | 1:10.68 | |
| 10. Sienna Hamilton | 11 Maidenhead | 1:20.56 | | 45. Libby Melville | 13 Windsor | 1:10.48 | |
| 11. Seanna Hopton | 11 Wycombe | 1:19.76 | | 46. Maisie Beresford Jones | 13 Maidenhead | 1:10.10 | |
| 12. Aurelie Catheya | 10 Windsor | 1:18.89 | | 47. Iris Colbert | 13 Windsor | 1:10.00 | |
| 13. Zoe Bridges | 11 Wycombe | 1:18.36 | | 48. Aurelea Sheridan | 13 Windsor | 1:09.98 | |
| 14. Freya Nicholson | 11 Maidenhead | 1:17.95 | | 49. Eva Murphy | 13 Windsor | 1:09.93 | |
| 15. A Puglisi Slocovich | 11 Windsor | 1:17.30 | | 50. Rie Bracewell | 13 Reading | 1:09.65 | |
| 16. Martha Cormie | 11 Chalfont | 1:17.25 | | 51. Isla Westmacott | 14 Amersham | 1:09.65 | |
| 17. Hannah Wittich | 11 Amersham | 1:15.75 | | 52. Ellen Barlow | 14 Bracknell | 1:09.64 | |
| 18. Leonora McQuillan | 11 Wycombe | 1:14.39 | | 53. Lottie Kelemen | 13 Wycombe | 1:09.60 | |
| 19. Theadora Stopp | 11 Windsor | 1:13.44 | | 54. Emma Casasus Vie | 13 Wycombe | 1:09.60 | |
| 20. Zali Pitura | 12 Maidenhead | 1:13.42 | | 55. Isabelle Edmonds | 13 Wycombe | 1:09.55 | |
| 21. Elisa Perkins | 12 Wycombe | 1:13.01 | | 56. Katherine Milner | 14 Maidenhead | 1:09.33 | |
| 22. Gwen Keylock | 12 Wycombe | 1:12.81 | | 57. Elsie Jacklin-Lane | 14 Amersham | 1:09.18 | |
| 23. A Barrueco Martinez | 12 Maidenhead | 1:12.62 | | 58. Sophie Robins | 13 Windsor | 1:09.16 | |
| 24. Chloe Hughes | 13 Bracknell | 1:11.87 | | 59. Isla Bunch | 14 Wycombe | 1:09.05 | |
| 25. Jessica Taylor | 13 Wycombe | 1:11.80 | | 60. Isabella Bater | 13 Amersham | 1:09.05 | |
| 26. Lily Harrison | 13 Tilehurst | 1:11.67 | | 61. Chloe Barfield | 14 Reading | 1:08.98 | |
| 27. Rebecca Steele | 13 Amersham | 1:11.67 | | 62. Alice Jones | 13 Maidenhead | 1:08.94 | |
| 28. Gavina Semonella (S14) | 17 Wycombe | 1:11.63 | | 63. Caitlin Limb | 14 Reading | 1:08.90 | |
| 29. Ely Fei Tsui | 13 Reading | 1:11.62 | | 64. Alya Sogut | 14 Maidenhead | 1:08.60 | |
| 30. Wamuyu Kihato | 13 Wycombe | 1:11.40 | | 65. Claudia Hall | 14 Newbury | 1:08.20 | |
| 31. Anna Morton | 13 Newbury | 1:11.40 | | 66. Elizabeth Stanway | 14 Windsor | 1:08.20 | |
| 32. Nora Jephson | 12 Wycombe | 1:11.30 | | 67. Harriet Stanley | 12 Wycombe | 1:08.16 | |
| 33. Amy Banks | 13 Bracknell | 1:11.27 | | 68. Poppy Runnalls | 13 Tilehurst | 1:08.11 | |
| 34. Daniella Lora Sanabria | 12 Bracknell | 1:11.24 | | 69. Naomi King | 14 Tilehurst | 1:07.91 | |
| 35. Vesper Gilbert | 13 Wycombe | 1:11.17 | | 70. Evelyn Hopton | 14 Wycombe | 1:07.90 | |

EVENT 86 Female 100m Freestyle - cont

| | | | | | |
|--------------------------|-----------------|---------|---------------------------|---------------|---------|
| 71. Darcy Williams | 13 Windsor | 1:07.81 | 129. Emily Westbury | 18 Newbury | 1:03.80 |
| 72. Lucy Batt | 12 Wycombe | 1:07.65 | 130. P Houldsworth-Bianek | 23 Tilehurst | 1:03.80 |
| 73. Sophie Machin | 15 Amersham | 1:07.60 | 131. Patricia Ras | 19 Wycombe | 1:03.60 |
| 74. Lana Wahlberg | 14 Amersham | 1:07.60 | 132. C Heard-Norrish | 17 Maidenhead | 1:03.55 |
| 75. Sienna Whateley | 14 Bracknell | 1:07.58 | 133. Saba Williams | 18 Tilehurst | 1:03.55 |
| 76. Frances Sadler | 14 Maidenhead | 1:07.52 | 134. Nina Milborrow | 15 Reading | 1:03.50 |
| 77. Mia Littley | 13 Maidenhead | 1:07.50 | 135. Emma Kelemen | 17 Wycombe | 1:03.49 |
| 78. Riley McDonnell | 15 Wycombe | 1:07.48 | 136. Hannah Werro | 19 Tilehurst | 1:03.48 |
| 79. Sophie Morgan | 16 Amersham | 1:07.44 | 137. Polly Werro | 16 Tilehurst | 1:03.44 |
| 80. Annabelle Writer | 15 Bracknell | 1:07.40 | 138. Alicia Bethell | 17 Wycombe | 1:03.30 |
| 81. Ella Redfern | 13 Wycombe | 1:07.28 | 139. Ellie Thomas | 21 Bracknell | 1:03.30 |
| 82. Jennifer Bessell | 13 Wycombe | 1:07.19 | 140. Ella Macdonald | 17 Reading | 1:03.20 |
| 83. Adriana Steel | 13 Ascot Royals | 1:07.14 | 141. Freya Tang | 18 Chalfont | 1:03.10 |
| 84. Imogen Platt | 16 Maidenhead | 1:07.08 | 142. Imogen Stent | 16 Tilehurst | 1:03.02 |
| 85. Louise Goodman | 16 Newbury | 1:07.08 | 143. Matilda Boyce | 14 Bracknell | 1:02.97 |
| 86. Alice Daly | 15 Amersham | 1:06.91 | 144. Olivia Then | 16 Maidenhead | 1:02.91 |
| 87. Isabella Doughty | 16 Chalfont | 1:06.90 | 145. Francesca Pringle | 17 Tilehurst | 1:02.90 |
| 88. Alethea Sage | 13 Wycombe | 1:06.88 | 146. Grace Findley | 14 Amersham | 1:02.70 |
| 89. Eloise Lathwell | 15 Maidenhead | 1:06.86 | 147. Ella Fox | 16 Windsor | 1:02.70 |
| 90. Cheuk Tung Khloe Ma | 15 Newbury | 1:06.81 | 148. Logan De Meuter | 15 Wycombe | 1:02.70 |
| 91. Kayleigh Sinden | 14 Wycombe | 1:06.77 | 149. Hayden Minehan | 17 Bracknell | 1:02.70 |
| 92. Joanne Daniel | 16 Reading | 1:06.71 | 150. India Washer | 17 Wycombe | 1:02.58 |
| 93. Beth Mckechnie | 18 Amersham | 1:06.70 | 151. Summer Chirita | 13 Wycombe | 1:02.50 |
| 94. Esme Thomas | 18 Bracknell | 1:06.70 | 152. Maya Shah | 14 Wycombe | 1:02.45 |
| 95. Heidi Green | 16 Windsor | 1:06.57 | 153. Hannah Gartshore | 14 Maidenhead | 1:02.41 |
| 96. Beatrice Rendes | 15 Ascot Royals | 1:06.54 | 154. Mollie McGinley | 13 Wycombe | 1:02.30 |
| 97. Bethan Slater | 16 Chalfont | 1:06.52 | 155. Lara Lishchenko | 16 Wycombe | 1:02.30 |
| 98. Megan Schurer | 15 Amersham | 1:06.40 | 156. Danica Forster | 16 Wycombe | 1:02.28 |
| 99. Charlotte Burfitt | 15 Maidenhead | 1:06.35 | 157. Sienna Ramery | 16 Wycombe | 1:02.21 |
| 100. Holly Cannon | 17 Maidenhead | 1:06.34 | 158. Zara Holligan | 18 Wycombe | 1:02.10 |
| 101. Georgina Langdon | 17 Tilehurst | 1:06.33 | 159. Imogen Jackson | 20 Reading | 1:02.10 |
| 102. Isabelle Stonehewer | 18 Wycombe | 1:06.27 | 160. Eilidh Green | 20 Windsor | 1:02.00 |
| 103. Amelia Aplin | 15 Wycombe | 1:06.21 | 161. Caitlin Valentine | 16 Wycombe | 1:01.84 |
| 104. Katherine Ives | 15 Wycombe | 1:06.19 | 162. Katie Ford | 19 Windsor | 1:01.70 |
| 105. Sienna Butcher | 15 Amersham | 1:06.13 | 163. Michaela Sichova | 16 Tilehurst | 1:01.70 |
| 106. Emelia Heap | 13 Wycombe | 1:06.08 | 164. Grace Wade | 17 Newbury | 1:01.65 |
| 107. Priya Palmer | 20 Windsor | 1:06.00 | 165. Dora Olah | 16 Windsor | 1:01.50 |
| 108. Jasmine Conner | 17 Amersham | 1:05.99 | 166. Carys Westcott | 18 Tilehurst | 1:01.40 |
| 109. Eliza Dover | 16 Chalfont | 1:05.90 | 167. Emilia Duell | 16 Maidenhead | 1:01.30 |
| 110. Evelyn Moody | 14 Amersham | 1:05.87 | 168. Sienna West | 14 Wycombe | 1:01.22 |
| 111. Coco Ulloa | 15 Wycombe | 1:05.70 | 169. Darcey Perez | 14 Chalfont | 1:00.93 |
| 112. Grace Wittich | 13 Amersham | 1:05.66 | 170. Daisy Dewsbury | 20 Bracknell | 1:00.70 |
| 113. Elizabeth Turner | 14 Maidenhead | 1:05.61 | 171. Charlotte Gray | 16 Wycombe | 1:00.70 |
| 114. Lucy Barker | 17 Chalfont | 1:05.47 | 172. Scarlett Russell | 19 Chalfont | 1:00.70 |
| 115. Lucy Bosley | 18 Newbury | 1:05.41 | 173. Esme O'Driscoll | 15 Amersham | 1:00.60 |
| 116. Sofia Roses | 15 Tilehurst | 1:05.40 | 174. Isabel Arrowsmith | 15 Chalfont | 1:00.59 |
| 117. Amber Galley | 20 Wycombe | 1:05.32 | 175. Rose Lewin | 15 Wycombe | 1:00.50 |
| 118. Isabella Sherman | 14 Wycombe | 1:05.22 | 176. Charlotte Heyden | 16 Wycombe | 1:00.38 |
| 119. Freya Caldwell | 17 Maidenhead | 1:04.86 | 177. Adel Zakrzewski | 22 Wycombe | 1:00.20 |
| 120. Teagan Ivall | 16 Bracknell | 1:04.77 | 178. Lotte Koudijs | 21 Bracknell | 1:00.15 |
| 121. Brooke Thomasson | 16 Newbury | 1:04.76 | 179. Annabel Raven | 18 Wycombe | 1:00.13 |
| 122. Olivia Wright | 16 Amersham | 1:04.70 | 180. Madeleine Rae | 19 Chalfont | 59.90 |
| 123. Seren Keylock | 14 Wycombe | 1:04.70 | 181. Anaya Singh | 15 Reading | 58.80 |
| 124. Elizabeth Ryan | 18 Reading | 1:04.70 | 182. Kellyn Caldwell | 36 Wycombe | 58.76 |
| 125. Amy Costa-D'sa | 15 Chalfont | 1:04.64 | 183. Eve Whitney | 17 Tilehurst | 57.83 |
| 126. Lauren Lister | 16 Wycombe | 1:04.30 | 184. Maisie Dickinson | 18 Wycombe | 57.10 |
| 127. Ellena Adams | 17 Windsor | 1:04.20 | 185. Annabelle Compton | 17 Wycombe | 54.41 |
| 128. Maddy Thomas | 18 Bracknell | 1:04.20 | | | |

EVENT 87 Open/Male 100m Butterfly
County Championship and Age Group Competition

| | | | | | | | | |
|---------------------------|----------------------|-----------------|---------|---------------|-------------|-----------------------|---------------|--------------|
| County Record | | | | Simon Burnett | Windsor | 53.04 | 2011 | |
| County Junior Record | | | | Stephen King | Bracknell | 55.70 | 2009 | |
| Age Group Meet Best Times | | | | 14 | Monty Smith | Wycombe | 1:03.15 2023 | |
| 10/11 | Marcus Haigh | Wycombe | 1:18.99 | 2019 | 15 | Sammy Tucker | Wycombe | 1:00.40 2019 |
| 12 | Alex Cooper | Wycombe | 1:11.37 | 2018 | 16 | Ellis Morgan | Wycombe | 59.07 2019 |
| 13 | Alex Cooper | Wycombe | 1:05.69 | 2019 | 17+ | Luke Ibbeson | Wycombe | 55.67 2024 |
| | | | | | | | | |
| 1. | William Sheridan | 11 Windsor | 1:43.64 | | 45. | Finbarr Eaton | 16 Windsor | 1:06.05 |
| 2. | Jacob Sharp | 11 Newbury | 1:43.41 | | 46. | Matthew Costa-D'sa | 17 Chalfont | 1:05.68 |
| 3. | Theodore Sampson | 11 Wycombe | 1:41.65 | | 47. | Casper Clark | 16 Amersham | 1:05.53 |
| 4. | Morgan Pelly | 10 Bracknell | 1:39.59 | | 48. | Finlay Buffett | 18 Amersham | 1:05.44 |
| 5. | James Tucker | 11 Wycombe | 1:35.16 | | 49. | Christopher Errey | 15 Wycombe | 1:05.40 |
| 6. | Alfred Chai | 10 Chalfont | 1:31.52 | | 50. | Alessandro Porcelli | 19 Reading | 1:05.20 |
| 7. | Cassian Corden | 12 Windsor | 1:31.13 | | 51. | Ethan Charley | 17 Maidenhead | 1:04.70 |
| 8. | John-Paul Newman | 11 Windsor | 1:30.77 | | 52. | Adam Maaref | 16 Wycombe | 1:04.59 |
| 9. | Lucas Guy Allen | 12 Ascot Royals | 1:29.29 | | 53. | Joshua Greenough | 15 Maidenhead | 1:03.79 |
| 10. | Connor Strickland | 12 Wycombe | 1:28.20 | | 54. | Lochlan Murray | 15 Wycombe | 1:03.35 |
| 11. | Angus Mursal | 11 Windsor | 1:26.00 | | 55. | Daniel Taraszov | 20 Reading | 1:03.30 |
| 12. | Taksh Chopdekar | 11 Bracknell | 1:24.65 | | 56. | Remy Mowbray | 15 Amersham | 1:03.03 |
| 13. | Leo Lewis | 12 Chalfont | 1:24.00 | | 57. | Alexander Mills | 21 Wycombe | 1:02.99 |
| 14. | Max Jacklin-Lane | 13 Amersham | 1:20.83 | | 58. | Noah Gibbs | 17 Bracknell | 1:02.85 |
| 15. | Harry Burfitt | 12 Maidenhead | 1:20.80 | | 59. | Zachary Callinan | 14 Maidenhead | 1:02.80 |
| 16. | Thomas Grove | 13 Wycombe | 1:20.33 | | 60. | Lucas Bryant | 16 Maidenhead | 1:02.80 |
| 17. | Luis da Silva | 13 Wycombe | 1:19.71 | | 61. | Dan John | 38 Reading | 1:02.68 |
| 18. | Blake Pelly | 13 Bracknell | 1:19.34 | | 62. | Joshua Kimberley | 15 Amersham | 1:02.56 |
| 19. | Aaron Debiais | 13 Reading | 1:18.96 | | 63. | Nathan Walford | 20 Wycombe | 1:02.50 |
| 20. | Alex Xu | 13 Windsor | 1:17.80 | | 64. | Aden Mccarthy | 18 Bracknell | 1:02.30 |
| 21. | Theo Edmonstone-West | 12 Maidenhead | 1:17.63 | | 65. | Alan Parra-Manzo | 18 Maidenhead | 1:01.90 |
| 22. | Thomas Bennett | 13 Ascot Royals | 1:16.60 | | 66. | Harry Clarke | 20 Tilehurst | 1:01.73 |
| 23. | Zander Robertson | 14 Reading | 1:15.30 | | 67. | Callum Ritchie | 16 Bracknell | 1:01.46 |
| 24. | Roan Kearney | 13 Wycombe | 1:14.64 | | 68. | Johnathan Ireland | 17 Maidenhead | 1:01.00 |
| 25. | Joe Griffiths | 14 Maidenhead | 1:14.39 | | 69. | Samuel Williams | 18 Wycombe | 1:00.98 |
| 26. | Nathaniel Chen | 14 Ascot Royals | 1:13.90 | | 70. | Charles Hazell | 21 Windsor | 1:00.94 |
| 27. | Zack Ratnapala | 14 Maidenhead | 1:12.94 | | 71. | Dominic Adams | 17 Wycombe | 1:00.83 |
| 28. | Damien Adams | 14 Wycombe | 1:11.81 | | 72. | Noah Wheeler | 18 Chalfont | 1:00.72 |
| 29. | Douglas Hatton | 15 Wycombe | 1:11.40 | | 73. | Joseph Buxton | 22 Reading | 1:00.20 |
| 30. | Alexander Naumovich | 15 Amersham | 1:10.80 | | 74. | Thomas Williams | 18 Windsor | 1:00.08 |
| 31. | Nicholas Coia-Evans | 15 Bracknell | 1:10.65 | | 75. | Rumeth Morawakkorala | 16 Wycombe | 59.23 |
| 32. | Jaiden Lam | 15 Bracknell | 1:10.39 | | 76. | Monty Smith | 16 Wycombe | 58.60 |
| 33. | Frasier Hearmon | 14 Wycombe | 1:08.85 | | 77. | Marcus Haigh | 17 Wycombe | 58.40 |
| 34. | Aaron Cain | 14 Wycombe | 1:08.19 | | 78. | Nathan Potter | 20 Maidenhead | 58.30 |
| 35. | Ryan Pote | 14 Windsor | 1:08.19 | | 79. | Rowan Fuss | 22 Wycombe | 58.03 |
| 36. | Richard Alija | 14 Wycombe | 1:07.60 | | 80. | Zak Sheriff | 17 Wycombe | 57.92 |
| 37. | Sviatoslav Puhol | 16 Maidenhead | 1:07.13 | | 81. | Luca Staines | 21 Wycombe | 57.81 |
| 38. | Freddie Golding | 17 Windsor | 1:06.71 | | 82. | Roan Sheriff | 20 Wycombe | 57.69 |
| 39. | William Owen | 18 Maidenhead | 1:06.71 | | 83. | Mikhail Naumovich | 19 Wycombe | 57.61 |
| 40. | Harry Jagot | 15 Wycombe | 1:06.64 | | 84. | Alexander Moore | 18 Wycombe | 57.32 |
| 41. | Theodore Sangamneher | 15 Maidenhead | 1:06.38 | | 85. | Alex Bacon | 20 Maidenhead | 57.20 |
| 42. | Oviyan Mandal | 17 Windsor | 1:06.20 | | 86. | Maxwell Adams | 20 Wycombe | 56.30 |
| 43. | Stanley Jones | 17 Newbury | 1:06.18 | | 87. | Ethan Richards-Knight | 18 Chalfont | 56.20 |
| 44. | Jonah McIntyre | 20 Windsor | 1:06.10 | | | | | |

EVENT 88 Female 50m Butterfly
County Championship and Age Group Competition

| | | | | | | | |
|---------------------------|------------------------|-----------------|---------------|----------------------|----------------------|---------------|-------------|
| County Record | | | | Alexandra Schegoleva | Tilehurst | 28.41 | 2022 |
| County Junior Record | | | | Annabelle Compton | Wycombe | 29.07 | 2023 |
| Age Group Meet Best Times | | | | 14 | Katherine Williams | Wycombe | 29.62 2023 |
| 10/11 | Annabelle Compton | Wycombe | 34.32 2019 | 15 | Annabelle Compton | Wycombe | 29.07 2023 |
| 12 | Summer Chirita | Wycombe | 31.89 2024 | 16 | Lucy Fox | Wycombe | 29.54 2022 |
| 13 | Alice Weston | Wycombe | 31.08 2019 | 17+ | Alexandra Schegoleva | Tilehurst | 28.41 2022 |
| | | | | | | | |
| 1. | Iris Turner (S8) | 18 Wycombe | 1:08.66 | 54. | Holly Page | 15 Tilehurst | 33.92 |
| 2. | Naomi McMillan | 10 Wycombe | 42.97 | 55. | Riley McDonnell | 15 Wycombe | 33.90 |
| 3. | Sofia Biegi | 11 Bracknell | 42.52 | 56. | Sienna Butcher | 15 Amersham | 33.88 |
| 4. | Martha Percy | 11 Windsor | 42.50 | 57. | Lana Wahlberg | 14 Amersham | 33.77 |
| 5. | Aurelie Catheya | 10 Windsor | 42.46 | 58. | Elsie Jacklin-Lane | 14 Amersham | 33.50 |
| 6. | Zoe Bridges | 11 Wycombe | 41.90 | 59. | Roxy Bonewell | 15 Bracknell | 33.48 |
| 7. | Emilia Potter | 11 Wycombe | 41.73 | 60. | Coco Ulloa | 15 Wycombe | 33.47 |
| 8. | A Puglisi Slocovich | 11 Windsor | 41.58 | 61. | Sofia Roses | 15 Tilehurst | 33.41 |
| 9. | Amelia Aroonchote | 11 Wycombe | 41.43 | 62. | Jemima Grove | 15 Wycombe | 33.40 |
| 10. | Beatrice Tindall | 11 Amersham | 41.39 | 63. | Ella Jackson | 15 Bracknell | 33.40 |
| 11. | Mya Hawkshaw-Burn | 11 Windsor | 41.03 | 64. | Sai Pragna Thutkuri | 16 Reading | 33.36 |
| 12. | Lexi Warwick | 11 Wycombe | 39.95 | 65. | Harriet Stanley | 12 Wycombe | 33.30 |
| 13. | Hannah Wittich | 11 Amersham | 39.39 | 66. | Darcey Perez | 14 Chalfont | 33.20 |
| 14. | Leonora McQuillan | 11 Wycombe | 38.80 | 67. | Isla Sutherland | 15 Wycombe | 33.16 |
| 15. | Seanna Hopton | 11 Wycombe | 38.77 | 68. | Chloe Barfield | 14 Reading | 33.15 |
| 16. | Gabriella Stylianides | 12 Chalfont | 38.46 | 69. | Cora James | 14 Bracknell | 33.13 |
| 17. | Amelia Zhu | 12 Reading | 38.18 | 70. | Lottie Kelemen | 13 Wycombe | 33.11 |
| 18. | Jasmine Zeng | 12 Reading | 38.03 | 71. | Seren Keylock | 14 Wycombe | 33.10 |
| 19. | Amy Ma | 12 Bracknell | 37.89 | 72. | Heidi Green | 16 Windsor | 33.02 |
| 20. | Ella Larkin | 12 Newbury | 37.36 | 73. | Emma Casasus Vie | 13 Wycombe | 33.00 |
| 21. | Imogen Seal | 12 Chesham | 37.23 | 74. | Summer Martin | 15 Wycombe | 32.96 |
| 22. | Olivia Malone | 12 Ascot Royals | 37.19 | 75. | Saba Williams | 18 Tilehurst | 32.92 |
| 23. | Lucy Batt | 12 Wycombe | 37.11 | 76. | Danica Forster | 16 Wycombe | 32.90 |
| 24. | Elisa Perkins | 12 Wycombe | 36.99 | 77. | Freya Caldwell | 17 Maidenhead | 32.89 |
| 25. | Theadora Stopp | 11 Windsor | 36.84 | 78. | Emma Kelemen | 17 Wycombe | 32.80 |
| 26. | Hettie Gibbs | 12 Bracknell | 36.51 | 79. | Megan Schurer | 15 Amersham | 32.80 |
| 27. | Freya Nicholson | 11 Maidenhead | 36.20 | 80. | Lara Lishchenko | 16 Wycombe | 32.80 |
| 28. | Devon Writer | 12 Bracknell | 36.08 | 81. | Hannah Werro | 19 Tilehurst | 32.71 |
| 29. | Elaine Ezeanyika | 12 Tilehurst | 36.05 | 82. | Katie Ford | 19 Windsor | 32.70 |
| 30. | Evie Phillips | 13 Bracknell | 35.89 | 83. | Jennifer Bessell | 13 Wycombe | 32.63 |
| 31. | Eva Murphy | 13 Windsor | 35.82 | 84. | Amber Galley | 20 Wycombe | 32.60 |
| 32. | Daniella Lora Sanabria | 12 Bracknell | 35.76 | 85. | Tess Davis | 17 Bracknell | 32.54 |
| 33. | Amy Banks | 13 Bracknell | 35.68 | 86. | Lauren Lister | 16 Wycombe | 32.52 |
| 34. | Isabelle Cowie | 13 Wycombe | 35.60 | 87. | Teagan Ivall | 16 Bracknell | 32.50 |
| 35. | Anneliese Jordinson | 13 Tilehurst | 35.56 | 88. | Scarlett Hayes | 15 Amersham | 32.47 |
| 36. | Iris Colbert | 13 Windsor | 35.47 | 89. | Hannah Gartshore | 14 Maidenhead | 32.45 |
| 37. | Isabella Bater | 13 Amersham | 35.40 | 90. | Isabella Doughty | 16 Chalfont | 32.40 |
| 38. | Maisie Beresford Jones | 13 Maidenhead | 35.37 | 91. | Alice Daly | 15 Amersham | 32.39 |
| 39. | Gianna Chan | 13 Bracknell | 35.27 | 92. | Emily Fisher | 14 Tilehurst | 32.31 |
| 40. | Nora Jephson | 12 Wycombe | 35.19 | 93. | Annabelle Writer | 15 Bracknell | 32.30 |
| 41. | Caitlin Limb | 14 Reading | 35.00 | 94. | Evelyn Moody | 14 Amersham | 32.27 |
| 42. | Poppy Runnalls | 13 Tilehurst | 34.98 | 95. | Emily Westbury | 18 Newbury | 32.27 |
| 43. | Katherine Milner | 14 Maidenhead | 34.96 | 96. | Logan De Meuter | 15 Wycombe | 32.26 |
| 44. | Libby Melville | 13 Windsor | 34.91 | 97. | Ellena Adams | 17 Windsor | 32.20 |
| 45. | Alethea Sage | 13 Wycombe | 34.88 | 98. | Zara Holligan | 18 Wycombe | 32.15 |
| 46. | Elizabeth Stanway | 14 Windsor | 34.68 | 99. | Esme O'Driscoll | 15 Amersham | 32.11 |
| 47. | Ella Redfern | 13 Wycombe | 34.61 | 100. | Dora Olah | 16 Windsor | 32.10 |
| 48. | Alice Jones | 13 Maidenhead | 34.53 | 101. | Amelia Aplin | 15 Wycombe | 31.90 |
| 49. | Emelia Heap | 13 Wycombe | 34.45 | 102. | Isabella Sherman | 14 Wycombe | 31.90 |
| 50. | Jessica Taylor | 13 Wycombe | 34.40 | 103. | Nina Milborrow | 15 Reading | 31.89 |
| 51. | Hollie Jenkins | 13 Amersham | 34.38 | 104. | Eilidh Green | 20 Windsor | 31.85 |
| 52. | Naomi King | 14 Tilehurst | 34.16 | 105. | Lucy Barker | 17 Chalfont | 31.82 |
| 53. | Adriana Steel | 13 Ascot Royals | 34.05 | 106. | Olivia Wright | 16 Amersham | 31.80 |

EVENT 88 Female 50m Butterfly - cont

| | | | | | | | |
|---------------------------|-----------------|-------|-------|-------------------------|--------------|-------|-------|
| 107. Rhiannon Thomas | 18 Windsor | 31.80 | | 127. Sophia James | 16 Bracknell | 30.88 | |
| 108. Amy Costa-D'sa | 15 Chalfont | 31.80 | | 128. Annabel Raven | 18 Wycombe | 30.80 | |
| 109. Isabel Stevenson | 16 Windsor | 31.80 | | 129. Priya Palmer | 20 Windsor | 30.80 | |
| 110. Freya Tang | 18 Chalfont | 31.70 | | 130. Scarlett Russell | 19 Chalfont | 30.70 | |
| 111. Caitlin Valentine | 16 Wycombe | 31.68 | | 131. Mollie McGinley | 13 Wycombe | 30.60 | |
| 112. P Houldsworth-Bianek | 23 Tilehurst | 31.67 | | 132. Emily Chapman | 17 Amersham | 30.60 | |
| 113. Sienna West | 14 Wycombe | 31.60 | | 133. Charlotte Heyden | 16 Wycombe | 30.40 | |
| 114. Maya Shah | 14 Wycombe | 31.47 | | 134. Charlotte Gray | 16 Wycombe | 30.28 | |
| 115. Olivia Then | 16 Maidenhead | 31.40 | | 135. India Washer | 17 Wycombe | 30.26 | |
| 116. Ella Fox | 16 Windsor | 31.40 | | 136. Madeleine Rae | 19 Chalfont | 29.80 | |
| 117. Grace Findley | 14 Amersham | 31.30 | | 137. Isabel Arrowsmith | 15 Chalfont | 29.78 | |
| 118. Beatrice Rendes | 15 Ascot Royals | 31.29 | | 138. Alicia Bethell | 17 Wycombe | 29.70 | |
| 119. Olive Muir | 17 Newbury | 31.24 | | 139. Sienna Ramery | 16 Wycombe | 29.50 | |
| 120. Sophie Machin | 15 Amersham | 31.20 | | 140. Lidia Janik | 20 Reading | 29.45 | |
| 121. Emilia Duell | 16 Maidenhead | 31.15 | | 141. Ava Truswell | 16 Bracknell | 29.40 | |
| 122. Summer Chirita | 13 Wycombe | 31.10 | | 142. Eloise Wade | 19 Newbury | 29.05 | |
| 123. C Heard-Norrish | 17 Maidenhead | 31.10 | | 143. Daisy Dewsbury | 20 Bracknell | 29.00 | |
| 124. Rose Lewin | 15 Wycombe | 31.00 | | 144. Katherine Williams | 16 Wycombe | 28.70 | |
| 125. Tasmin Trusted | 15 Wycombe | 31.00 | | 145. Eve Whitney | 17 Tilehurst | 28.51 | |
| 126. Carys Westcott | 18 Tilehurst | 30.90 | | 146. Annabelle Compton | 17 Wycombe | 27.40 | |

**EVENT 89 Open/Male 50m Breaststroke
County Championship and Age Group Competition**

| | | | | | | | |
|---------------------------|------------|-------|------|--------------------------|------------|-------|------|
| County Record | | | | Andrew Willis | Bracknell | 29.39 | 2012 |
| County Junior Record | | | | Nikolai Khutoryanskiy | Reading | 30.28 | 2019 |
| Age Group Meet Best Times | | | 14 | Ethan Donovan | Bracknell | 33.86 | 2020 |
| 10/11 Alexander Moore | Wycombe | 40.45 | 2018 | 15 William Dean | Maidenhead | 32.07 | 2020 |
| 12 Dominic Adams | Wycombe | 38.19 | 2020 | 16 Nikolai Khutoryanskiy | Reading | 31.14 | 2019 |
| 13 William Dean | Maidenhead | 35.59 | 2018 | 17+ Noah Wheeler | Chalfont | 29.72 | 2024 |

| | | | | | | | |
|-----------------------|-----------------|-------|-------|--------------------------|-----------------|-------|-------|
| 1. Luke Kennedy | 11 Tilehurst | 49.42 | | 32. Kingsley Leung | 14 Bracknell | 39.11 | |
| 2. Jacob Clarke | 11 Wycombe | 49.25 | | 33. Ayaan Qureshi | 14 Reading | 39.01 | |
| 3. Cillian Evans | 11 Wycombe | 49.21 | | 34. Razvan Lihai | 13 Bracknell | 38.95 | |
| 4. Rory Bassett | 11 Maidenhead | 47.82 | | 35. Oliver Juszczak | 13 Windsor | 38.93 | |
| 5. Ethan Liu | 11 Tilehurst | 47.50 | | 36. Neo Jingmo Li | 12 Windsor | 38.68 | |
| 6. Alex Smith | 11 Windsor | 47.15 | | 37. Frasier Hearmon | 14 Wycombe | 38.19 | |
| 7. Matthew McGinley | 11 Wycombe | 47.03 | | 38. Daniel Grachev | 14 Amersham | 37.91 | |
| 8. Oliver Williamson | 11 Bracknell | 47.01 | | 39. Isaac Jordan | 14 Newbury | 37.70 | |
| 9. Junyi Shi | 11 Bracknell | 47.01 | | 40. Rory Wheeler | 15 Chalfont | 37.08 | |
| 10. John-Paul Newman | 11 Windsor | 46.89 | | 41. Richard Alija | 14 Wycombe | 37.00 | |
| 11. Yi Ming You | 11 Bracknell | 46.73 | | 42. Jiarun Xie | 15 Tilehurst | 37.00 | |
| 12. Angus Mursal | 11 Windsor | 46.39 | | 43. Leo Sherfield | 15 Chalfont | 36.97 | |
| 13. Alfred Chai | 10 Chalfont | 46.34 | | 44. Alexander Bawden | 14 Wycombe | 36.81 | |
| 14. Ethan Subel | 10 Ascot Royals | 46.21 | | 45. Douglas Hatton | 15 Wycombe | 36.66 | |
| 15. James Tucker | 11 Wycombe | 46.05 | | 46. Christopher Errey | 15 Wycombe | 36.60 | |
| 16. Theodore Sampson | 11 Wycombe | 45.52 | | 47. Felix Wolf | 15 Reading | 36.59 | |
| 17. Cassian Corden | 12 Windsor | 44.31 | | 48. Jack Ventress | 15 Amersham | 36.56 | |
| 18. Mond Cao | 12 Bracknell | 43.64 | | 49. Archibald Browning | 15 Amersham | 36.00 | |
| 19. Harry Burfitt | 12 Maidenhead | 43.53 | | 50. Thomas Williams | 15 Windsor | 35.84 | |
| 20. Connor Strickland | 12 Wycombe | 42.92 | | 51. Nathaniel Chen | 14 Ascot Royals | 35.83 | |
| 21. Henry Law | 12 Windsor | 42.79 | | 52. Joseph Gouly | 15 Chalfont | 35.79 | |
| 22. Taksh Chopdekar | 11 Bracknell | 41.97 | | 53. Theodore Sangamneher | 15 Maidenhead | 35.68 | |
| 23. William Siddons | 13 Maidenhead | 41.57 | | 54. Callum Ritchie | 16 Bracknell | 34.82 | |
| 24. Thomas Grove | 13 Wycombe | 41.44 | | 55. Jay Gohil | 16 Windsor | 34.54 | |
| 25. Luis da Silva | 13 Wycombe | 41.24 | | 56. Finn Mather | 14 Windsor | 34.39 | |
| 26. Thomas Bennett | 13 Ascot Royals | 40.13 | | 57. Daniel Chen | 14 Maidenhead | 34.02 | |
| 27. David Parra-Manzo | 13 Maidenhead | 40.11 | | 58. Igor Kusmierz | 15 Maidenhead | 33.96 | |
| 28. Dominik Solinski | 12 Bracknell | 39.92 | | 59. Zixuan Ma | 16 Chesham | 33.60 | |
| 29. Samuel Elms | 13 Chesham | 39.60 | | 60. Ollie Thorpe | 17 Bracknell | 33.40 | |
| 30. Oliver Sampson | 13 Wycombe | 39.36 | | 61. Sebastien Smith | 18 Amersham | 33.34 | |
| 31. Ryan Pote | 14 Windsor | 39.18 | | 62. William Owen | 18 Maidenhead | 33.25 | |

EVENT 89 Open/Male 50m Breaststroke - cont

| | | | | | | | | | |
|-----|------------------|---------------|-------|-------|-----|-----------------------|---------------|-------|-------|
| 63. | Casper Clark | 16 Amersham | 33.10 | | 71. | Michael Royston-Hayes | 19 Wycombe | 31.30 | |
| 64. | Dominik Juszczak | 17 Windsor | 32.80 | | 72. | Adam Maaref | 16 Wycombe | 31.12 | |
| 65. | Zak Sheriff | 17 Wycombe | 32.80 | | 73. | Marcus Haigh | 17 Wycombe | 31.10 | |
| 66. | Harry Bowley | 18 Wycombe | 32.70 | | 74. | James Murphy | 21 Maidenhead | 30.65 | |
| 67. | Adrian Krawczak | 17 Maidenhead | 32.62 | | 75. | Rowan Fuss | 22 Wycombe | 29.66 | |
| 68. | Ethan Charley | 17 Maidenhead | 32.40 | | 76. | Thomas Williams | 18 Windsor | 29.20 | |
| 69. | Charles Ventress | 19 Amersham | 32.30 | | 77. | Nathan Walford | 20 Wycombe | 29.16 | |
| 70. | Connor Fleck | 17 Tilehurst | 31.90 | | 78. | Noah Wheeler | 18 Chalfont | 28.50 | |

EVENT 90 Female 200m IM**County Championship and Age Group Competition - HDW**

| | | | | | | | | |
|---------------------------|---------|---------|------|----------------|-----------------|---------|---------|------|
| County Record | | | | Constance Dean | Maidenhead | 2:17.52 | 2014 | |
| County Junior Record | | | | Constance Dean | Maidenhead | 2:17.52 | 2014 | |
| Age Group Meet Best Times | | | | 14 | Merissa Booth | Wycombe | 2:31.16 | 2019 |
| 10/11 Summer Chirita | Wycombe | 2:55.79 | 2023 | 15 | Rachel Cornford | Wycombe | 2:28.99 | 2018 |
| 12 Hazel-Anne Carter | Wycombe | 2:40.57 | 2020 | 16 | Ellie Cowan | Wycombe | 2:22.35 | 2018 |
| 13 Merissa Booth | Wycombe | 2:34.89 | 2018 | 17+ | Millie Sansome | Wycombe | 2:21.00 | 2019 |

| | | | | | | | | | |
|-----|------------------------|-----------------|---------|-------|-----|---------------------|---------------|---------|-------|
| 1. | Naomi McMillan | 10 Wycombe | 3:17.92 | | 44. | Chloe Barfield | 14 Reading | 2:45.78 | |
| 2. | Lydia Faria | 11 Maidenhead | 3:16.10 | | 45. | Seren Keylock | 14 Wycombe | 2:44.01 | |
| 3. | Lexi Warwick | 11 Wycombe | 3:15.12 | | 46. | Elsie Jacklin-Lane | 14 Amersham | 2:43.73 | |
| 4. | Seanna Hopton | 11 Wycombe | 3:12.36 | | 47. | Kayleigh Sinden | 14 Wycombe | 2:43.66 | |
| 5. | Sofia Clark | 10 Maidenhead | 3:11.99 | | 48. | Isabella Bater | 13 Amersham | 2:43.49 | |
| 6. | Emilia Potter | 11 Wycombe | 3:11.55 | | 49. | Holly Page | 15 Tilehurst | 2:43.11 | |
| 7. | Leonora McQuillan | 11 Wycombe | 3:09.40 | | 50. | Ella Jackson | 15 Bracknell | 2:42.55 | |
| 8. | Hannah Wittich | 11 Amersham | 3:08.24 | | 51. | Sophie Machin | 15 Amersham | 2:42.50 | |
| 9. | Martha Cormie | 11 Chalfont | 3:05.75 | | 52. | Charlotte Burfitt | 15 Maidenhead | 2:42.39 | |
| 10. | Freya Nicholson | 11 Maidenhead | 3:04.19 | | 53. | Harriet Stanley | 12 Wycombe | 2:42.34 | |
| 11. | Honor Dalmahoy | 12 Wycombe | 3:03.99 | | 54. | Amy Costa-D'sa | 15 Chalfont | 2:41.90 | |
| 12. | Charlotte Ratnapala | 12 Maidenhead | 3:03.91 | | 55. | Evelyn Moody | 14 Amersham | 2:41.73 | |
| 13. | Sai Shraddha Thutkuri | 12 Reading | 3:03.45 | | 56. | Jennifer Bessell | 13 Wycombe | 2:41.69 | |
| 14. | Devon Writer | 12 Bracknell | 3:01.92 | | 57. | Maya Shah | 14 Wycombe | 2:41.68 | |
| 15. | Gwyneth Davison | 12 Maidenhead | 3:01.12 | | 58. | Elizabeth Turner | 14 Maidenhead | 2:41.57 | |
| 16. | Daniella Lora Sanabria | 12 Bracknell | 2:59.27 | | 59. | Lottie Kelemen | 13 Wycombe | 2:41.36 | |
| 17. | Theadora Stopp | 11 Windsor | 2:59.25 | | 60. | Olivia Wright | 16 Amersham | 2:41.30 | |
| 18. | Gwen Keylock | 12 Wycombe | 2:58.79 | | 61. | Ella Redfern | 13 Wycombe | 2:41.19 | |
| 19. | Leila McClure | 12 Wycombe | 2:58.68 | | 62. | Amelia Aplin | 15 Wycombe | 2:40.87 | |
| 20. | Hettie Gibbs | 12 Bracknell | 2:57.48 | | 63. | Hannah Gartshore | 14 Maidenhead | 2:40.33 | |
| 21. | Gavina Semonella (S14) | 17 Wycombe | 2:55.26 | | 64. | Emelia Heap | 13 Wycombe | 2:40.29 | |
| 22. | Elisa Perkins | 12 Wycombe | 2:54.90 | | 65. | Safiyya Washer | 15 Wycombe | 2:40.20 | |
| 23. | Chloe Hughes | 13 Bracknell | 2:54.29 | | 66. | Sai Pragna Thutkuri | 16 Reading | 2:39.94 | |
| 24. | A Barrueco Martinez | 12 Maidenhead | 2:54.22 | | 67. | Isabella Sherman | 14 Wycombe | 2:39.56 | |
| 25. | Evie Phillips | 13 Bracknell | 2:54.12 | | 68. | Darcey Perez | 14 Chalfont | 2:39.47 | |
| 26. | Anna Kosydar | 13 Wycombe | 2:53.24 | | 69. | Jemima Grove | 15 Wycombe | 2:38.11 | |
| 27. | V Chicote Amigo | 13 Maidenhead | 2:53.14 | | 70. | Amelie Siddons | 16 Maidenhead | 2:37.69 | |
| 28. | Huimin Liew | 13 Maidenhead | 2:52.83 | | 71. | Sophia James | 16 Bracknell | 2:36.83 | |
| 29. | Jessica Taylor | 13 Wycombe | 2:52.35 | | 72. | India Washer | 17 Wycombe | 2:36.70 | |
| 30. | Iris Colbert | 13 Windsor | 2:52.13 | | 73. | Isabel Stevenson | 16 Windsor | 2:36.50 | |
| 31. | Isabelle Cowie | 13 Wycombe | 2:52.02 | | 74. | Olivia Then | 16 Maidenhead | 2:36.35 | |
| 32. | Amy Banks | 13 Bracknell | 2:51.70 | | 75. | Caitlin Valentine | 16 Wycombe | 2:36.25 | |
| 33. | Alice Jones | 13 Maidenhead | 2:51.53 | | 76. | Ella Fox | 16 Windsor | 2:35.90 | |
| 34. | Adriana Steel | 13 Ascot Royals | 2:51.50 | | 77. | Yalindi Rupesinghe | 20 Wycombe | 2:35.60 | |
| 35. | Maisie Beresford Jones | 13 Maidenhead | 2:50.68 | | 78. | Mollie McGinley | 13 Wycombe | 2:35.19 | |
| 36. | Darcy Williams | 13 Windsor | 2:50.65 | | 79. | Sienna West | 14 Wycombe | 2:34.85 | |
| 37. | Aurelea Sheridan | 13 Windsor | 2:50.44 | | 80. | Carys Westcott | 18 Tilehurst | 2:34.30 | |
| 38. | Alethea Sage | 13 Wycombe | 2:50.06 | | 81. | Zara Holligan | 18 Wycombe | 2:34.26 | |
| 39. | Jessica Stafford | 13 Wycombe | 2:49.55 | | 82. | Isabel Arrowsmith | 15 Chalfont | 2:34.18 | |
| 40. | Grace Wittich | 13 Amersham | 2:48.83 | | 83. | Coco Ulloa | 15 Wycombe | 2:34.03 | |
| 41. | Nora Jephson | 12 Wycombe | 2:48.69 | | 84. | Charlotte Gray | 16 Wycombe | 2:33.26 | |
| 42. | Lucy Batt | 12 Wycombe | 2:47.83 | | 85. | Eilidh Green | 20 Windsor | 2:32.81 | |
| 43. | Mia Littley | 13 Maidenhead | 2:46.06 | | 86. | Summer Chirita | 13 Wycombe | 2:32.74 | |

EVENT 90 Female 200m IM - cont

| | | | | | |
|------------------------|--------------|---------------|-------------------------|--------------|---------------|
| 87. Ava Truswell | 16 Bracknell | 2:32.27 | 95. Anaya Singh | 15 Reading | 2:26.46 |
| 88. Madeleine Harrison | 21 Reading | 2:31.82 | 96. Eloise Wade | 19 Newbury | 2:25.98 |
| 89. Olive Muir | 17 Newbury | 2:31.25 | 97. Scarlett Russell | 19 Chalfont | 2:25.83 |
| 90. Summer Martin | 15 Wycombe | 2:30.63 | 98. Charlotte Heyden | 16 Wycombe | 2:25.68 |
| 91. Matilda Boyce | 14 Bracknell | 2:30.23 | 99. Issy Thorpe | 19 Bracknell | 2:25.37 |
| 92. Daisy Dewsbury | 20 Bracknell | 2:28.76 | 100. Danica Forster | 16 Wycombe | 2:24.39 |
| 93. Sienna Ramery | 16 Wycombe | 2:28.32 | 101. Hazel-Anne Carter | 17 Wycombe | 2:20.02 |
| 94. Grace Ibbeson | 19 Wycombe | 2:28.00 | 102. Katherine Williams | 16 Wycombe | 2:18.55 |

The following trophies will be awarded during or at the end of this session

Female 200m Individual Medley Junior Championship for The Reading Cup

Female 200m Individual Medley Senior Championship for The Lambert Silver Cup

SESSION 9 : SATURDAY 25 JANUARY 2025**Declare relay teams by 4:30, Warm up 4:30, Session start 5:15****EVENT 91 Open/Male 10/11 Yrs 100m Butterfly - Final****EVENT 92 Open/Male 12 Yrs 100m Butterfly - Final****EVENT 93 Open/Male 13 Yrs 100m Butterfly - Final****EVENT 94 Open/Male 14 Yrs 100m Butterfly - Final****EVENT 95 Open/Male 15 Yrs 100m Butterfly - Final****EVENT 96 Open/Male 16 Yrs 100m Butterfly - Final****EVENT 97 Open/Male 17 Yrs/Over 100m B'fly - Final****EVENT 98 Female 10/11 Yrs 100m Freestyle - Final****EVENT 99 Female 12 Yrs 100m Freestyle - Final****EVENT 100 Female 13 Yrs 100m Freestyle - Final****EVENT 101 Female 14 Yrs 100m Freestyle - Final****EVENT 102 Female 15 Yrs 100m Freestyle - Final****EVENT 103 Female 16 Yrs 100m Freestyle - Final****EVENT 104 Female 17 Yrs/Over 100m Freestyle - Final****EVENT 105 Open/Male 10/11 Yrs 50m Breast - Final****EVENT 106 Open/Male 12 Yrs 50m Breaststroke - Final****EVENT 107 Open/Male 13 Yrs 50m Breaststroke - Final****EVENT 108 Open/Male 14 Yrs 50m Breaststroke - Final****EVENT 109 Open/Male 15 Yrs 50m Breaststroke - Final****EVENT 110 Open/Male 16 Yrs 50m Breaststroke - Final****EVENT 111 Open/Male 17 Yrs/Over 50m Breast - Final****EVENT 112 Female 10/11 Yrs 50m Butterfly - Final****EVENT 113 Female 12 Yrs 50m Butterfly - Final****EVENT 114 Female 13 Yrs 50m Butterfly - Final****EVENT 115 Female 14 Yrs 50m Butterfly - Final****EVENT 116 Female 15 Yrs 50m Butterfly - Final****EVENT 117 Female 16 Yrs 50m Butterfly - Final****EVENT 118 Female 17 Yrs/Over 50m Butterfly - Final****EVENT 119 Open/Male 12/13 Yrs 4x100m F/S Team****12-13 Yrs Team Event and Junior County Championship - HDW**

| | | | |
|------------------------------------|----------------|---------|------|
| County Record | Wycombe Dist | 3:28.55 | 2017 |
| County Junior Record | Wycombe Dist | 3:38.51 | 2016 |
| 12-13 Yrs Age Group Meet Best Time | Wycombe Dist A | 4:21.37 | 2019 |

| | | | |
|-------------------|---------------|--------------------|---------------|
| 1. Maidenhead B | 4:58.00 | 7. Ascot Royals | 4:52.55 |
| 2. Maidenhead A | 4:43.00 | 8. Amersham A | 4:51.55 |
| 3. Amersham B | 5:14.19 | 9. Windsor A | 4:40.00 |
| 4. Reading A | 5:14.10 | 10. Bracknell A | 4:40.00 |
| 5. Chesham A | 5:04.87 | 11. Wycombe Dist A | 4:27.99 |
| 6. Wycombe Dist B | 4:57.11 | | |

**EVENT 120 Female 12/13 Yrs 4x100m F/S Team
12-13 Yrs Team Event and Junior County Championship - HDW**

| | | | |
|------------------------------------|----------------|---------|------|
| County Record | Windsor | 3:58.31 | 2014 |
| County Junior Record | Wycombe Dist | 4:03.61 | 2015 |
| 12-13 Yrs Age Group Meet Best Time | Wycombe Dist A | 4:27.64 | 2020 |

| | | | | | |
|-------------------|---------|-------|--------------------|---------|-------|
| 1. Maidenhead B | 4:59.00 | | 10. Wycombe Dist E | 4:50.83 | |
| 2. Maidenhead A | 4:42.00 | | 11. Wycombe Dist D | 4:45.99 | |
| 3. Amersham B | 5:19.05 | | 12. Bracknell A | 4:44.21 | |
| 4. Chesham A | 5:07.76 | | 13. Wycombe Dist C | 4:41.14 | |
| 5. Reading B | 5:06.10 | | 14. Amersham A | 4:37.42 | |
| 6. Ascot Royals | 5:02.00 | | 15. Windsor A | 4:35.00 | |
| 7. Wycombe Dist F | 4:55.46 | | 16. Wycombe Dist B | 4:30.28 | |
| 8. Bracknell B | 4:54.68 | | 17. Wycombe Dist A | 4:20.90 | |
| 9. Reading A | 4:52.00 | | | | |

**EVENT 121 Open/Male 12/13 Yrs 4x100m Med Team
12-13 Yrs Team Event and Junior County Championship - HDW**

| | | | |
|------------------------------------|----------------|---------|------|
| County Record | Wycombe Dist | 3:45.31 | 2017 |
| County Junior Record | Wycombe Dist | 4:02.37 | 2016 |
| 12-13 Yrs Age Group Meet Best Time | Wycombe Dist A | 4:53.36 | 2019 |

| | | | | | |
|-------------------|---------|-------|-------------------|---------|-------|
| 1. Wycombe Dist B | 6:04.33 | | 7. Amersham A | 5:29.61 | |
| 2. Chesham A | 5:53.67 | | 8. Wycombe Dist A | 5:25.85 | |
| 3. Bracknell B | 5:46.64 | | 9. Windsor A | 5:20.00 | |
| 4. Reading A | 5:42.10 | | 10. Bracknell A | 5:17.70 | |
| 5. Amersham B | 5:41.86 | | 11. Maidenhead B | 5:32.00 | |
| 6. Ascot Royals | 5:41.30 | | 12. Maidenhead A | 5:22.00 | |

**EVENT 122 Female 12/13 Yrs 4x100m Med Team
12-13 Yrs Team Event and Junior County Championship - HDW**

| | | | |
|------------------------------------|----------------|---------|------|
| County Record | Wycombe Dist | 4:22.21 | 2018 |
| County Junior Record | Wycombe Dist A | 4:29.82 | 2024 |
| 12-13 Yrs Age Group Meet Best Time | Wycombe Dist A | 4:51.46 | 2019 |

| | | | | | |
|-------------------|---------|-------|--------------------|---------|-------|
| 1. Amersham B | 6:07.09 | | 9. Wycombe Dist B | 5:15.95 | |
| 2. Ascot Royals | 5:53.50 | | 10. Amersham A | 5:13.86 | |
| 3. Chesham A | 5:53.02 | | 11. Windsor A | 5:10.00 | |
| 4. Wycombe Dist F | 5:50.66 | | 12. Wycombe Dist A | 5:04.01 | |
| 5. Wycombe Dist E | 5:41.21 | | 13. Maidenhead B | 5:42.00 | |
| 6. Reading A | 5:40.10 | | 14. Bracknell A | 4:58.00 | |
| 7. Wycombe Dist D | 5:35.00 | | 15. Maidenhead A | 5:25.00 | |
| 8. Wycombe Dist C | 5:26.03 | | | | |

The following trophies will be awarded during or at the end of this session

- Open/Male 100m Butterfly Junior Championship for The Bernard White Memorial Cup
- Open/Male 100m Butterfly Senior Championship for The Burt Trophy
- Female 100m Freestyle Junior Championship for The Biggs Silver Cup
- Female 100m Freestyle Senior Championship for The Jackson Silver Bowl
- Open/Male 50m Breaststroke Junior Championship for The Newbury SC Trophy
- Open/Male 50m Breaststroke Senior Championship for The Bracknell SC Trophy
- Female 50m Butterfly Junior Championship for The Mrs MG Lambert Cup
- Female 50m Butterfly Senior Championship for The Chalfont Otters SC Trophy
- Open/Male (12-13yrs) Freestyle Team Junior Championship for The C.F.Sage Trophy
- Female (12-13yrs) Freestyle Team Junior Championship for The Lyon Mackie Trophy
- Open/Male (12-13yrs) Medley Team Junior Championship for The Bracknell Cup
- Female (12-13yrs) Medley Team Junior Championship for The Bracknell Cup

SESSION 10 : SUNDAY 26 JANUARY 2025
Withdraw by 8:30, Warm up 8:30, Session start 9:05

EVENT 123 Female 400m IM
County Championship and Age Group Competition - HDW

| | | | | | | | | |
|---------------------------|---------------------|---------------|---------|----------------------|------------------------|---------------|---------|-------|
| County Record | | | | H Fox | Reading | 4:49.09 | 2001 | |
| County Junior Record | | | | Caitlin Mackay | Wycombe | 4:56.89 | 2018 | |
| Age Group Meet Best Times | | | | 14 Hazel-Anne Carter | Wycombe | 5:13.15 | 2022 | |
| 10/11 Unclaimed | | | | 15 Hazel-Anne Carter | Wycombe | 5:09.15 | 2023 | |
| 12 | Hazel-Anne Carter | Wycombe | 5:44.75 | 2020 | 16 Ella Dyson | Wycombe | 5:10.52 | 2020 |
| 13 | Alice Weston | Wycombe | 5:27.35 | 2019 | 17+ Caitlin Mackay | Wycombe | 4:58.60 | 2019 |
| | | | | | | | | |
| 1. | Kara Bunch | 12 Wycombe | 6:26.26 | | 19. Mollie McGinley | 13 Wycombe | 5:37.20 | |
| 2. | Honor Dalmahoy | 12 Wycombe | 6:25.45 | | 20. Esme O'Driscoll | 15 Amersham | 5:36.14 | |
| 3. | Nora Jephson | 12 Wycombe | 6:10.80 | | 21. Isabel Stevenson | 16 Windsor | 5:36.00 | |
| 4. | Lucy Batt | 12 Wycombe | 6:05.60 | | 22. Safiyya Washer | 15 Wycombe | 5:35.93 | |
| 5. | Elisa Perkins | 12 Wycombe | 6:04.36 | | 23. Jemima Grove | 15 Wycombe | 5:32.58 | |
| 6. | A Barrueco Martinez | 12 Maidenhead | 6:02.44 | | 24. Sienna West | 14 Wycombe | 5:31.70 | |
| 7. | Jessica Taylor | 13 Wycombe | 5:57.44 | | 25. Anaya Singh | 15 Reading | 5:24.10 | |
| 8. | Amy Banks | 13 Bracknell | 5:54.94 | | 26. Summer Chirita | 13 Wycombe | 5:22.47 | |
| 9. | Jennifer Bessell | 13 Wycombe | 5:53.29 | | 27. Olive Muir | 17 Newbury | 5:21.08 | |
| 10. | Jessica Stafford | 13 Wycombe | 5:50.49 | | 28. Summer Martin | 15 Wycombe | 5:20.09 | |
| 11. | Isabella Bater | 13 Amersham | 5:49.56 | | 29. Matilda Boyce | 14 Bracknell | 5:19.93 | |
| 12. | Alice Jones | 13 Maidenhead | 5:46.93 | | 30. Annabelle Cooper | 16 Wycombe | 5:19.20 | |
| 13. | Emelia Heap | 13 Wycombe | 5:46.53 | | 31. Charlotte Burfitt | 15 Maidenhead | 5:15.30 | |
| 14. | Ella Redfern | 13 Wycombe | 5:43.85 | | 32. Sienna Ramery | 16 Wycombe | 5:12.21 | |
| 15. | Mia Littley | 13 Maidenhead | 5:42.56 | | 33. Issy Thorpe | 19 Bracknell | 5:08.72 | |
| 16. | Maya Shah | 14 Wycombe | 5:39.89 | | 34. Danica Forster | 16 Wycombe | 5:08.07 | |
| 17. | Harriet Stanley | 12 Wycombe | 5:39.20 | | 35. Katherine Williams | 16 Wycombe | 5:03.03 | |
| 18. | Lottie Kelemen | 13 Wycombe | 5:37.89 | | 36. Hazel-Anne Carter | 17 Wycombe | 4:51.79 | |

EVENT 124 Open/Male 1500m Freestyle
County Championship and Age Group Competition - HDW

| | | | | | | | | |
|---------------------------|----------------------|---------------|----------|-----------------|-------------------------|---------------|----------|-------|
| County Record | | | | Joshua Williams | Wycombe | 16:05.03 | 2021 | |
| County Junior Record | | | | Joshua Williams | Wycombe | 16:05.72 | 2019 | |
| Age Group Meet Best Times | | | | 14 Alex Cooper | Wycombe | 17:44.23 | 2020 | |
| 10/11 Unclaimed | | | | 15 Lucas Bryant | Maidenhead | 17:00.31 | 2024 | |
| 12 | Alex Cooper | Wycombe | 19:01.74 | 2018 | 16 Alexander Cooper | Wycombe | 16:15.18 | 2022 |
| 13 | Alex Cooper | Wycombe | 17:37.59 | 2019 | 17+ Joshua Weston | Wycombe | 16:10.43 | 2022 |
| | | | | | | | | |
| 1. | Henry Law | 12 Windsor | 22:23.97 | | 18. Harry Jagot | 15 Wycombe | 17:28.80 | |
| 2. | Jack Brooks | 13 Maidenhead | 20:54.26 | | 19. Joshua Greenough | 15 Maidenhead | 17:26.30 | |
| 3. | Isaac Jordan | 14 Newbury | 19:23.66 | | 20. Dan John | 38 Reading | 17:19.61 | |
| 4. | Joe Griffiths | 14 Maidenhead | 19:23.49 | | 21. Ted Whitwam | 19 Bracknell | 17:19.30 | |
| 5. | Razvan Lihart | 13 Bracknell | 19:20.09 | | 22. Joshua Kimberley | 15 Amersham | 17:17.71 | |
| 6. | Zack Ratnapala | 14 Maidenhead | 19:19.00 | | 23. Remy Mowbray | 15 Amersham | 17:09.69 | |
| 7. | Theo Lofts | 13 Maidenhead | 19:07.85 | | 24. Benjamin MacDougall | 15 Wycombe | 17:06.62 | |
| 8. | Finn Mather | 14 Windsor | 18:57.94 | | 25. Charan Rupesinghe | 18 Wycombe | 16:51.29 | |
| 9. | Remi Spencer-Jones | 15 Maidenhead | 18:33.21 | | 26. Mikhail Naumovich | 19 Wycombe | 16:43.50 | |
| 10. | Alexander Naumovich | 15 Amersham | 18:15.77 | | 27. Benjamin Mould | 20 Wycombe | 16:37.60 | |
| 11. | Theodore Sangamneher | 15 Maidenhead | 18:13.17 | | 28. Jackson Schwiderski | 17 Wycombe | 16:33.20 | |
| 12. | Thomas Williams | 15 Windsor | 18:06.70 | | 29. Alan Parra-Manzo | 18 Maidenhead | 16:22.98 | |
| 13. | Finn Hemmant | 14 Reading | 18:03.60 | | 30. Monty Smith | 16 Wycombe | 16:21.42 | |
| 14. | Aaron Cain | 14 Wycombe | 17:59.17 | | 31. Rufus Parry | 17 Wycombe | 16:12.00 | |
| 15. | Barnaby Grayson | 17 Newbury | 17:43.86 | | 32. Lucas Bryant | 16 Maidenhead | 15:59.42 | |
| 16. | Daniel Hall | 18 Maidenhead | 17:35.99 | | 33. Samuel Williams | 18 Wycombe | 15:48.02 | |
| 17. | Ethan Wills | 17 Wycombe | 17:34.02 | | 34. Daniel Cox | 21 Wycombe | 15:36.57 | |

**EVENT 125 Female 200m Butterfly
County Championship and Age Group Competition - HDW**

| | | | | | | | |
|---------------------------|------------------|---------------|---------------|--------------------|-------------------|--------------|---------------|
| County Record | | | | H Fox | Reading | 2:14.46 | 2001 |
| County Junior Record | | | | Katherine Ambridge | Wycombe | 2:16.47 | 2006 |
| Age Group Meet Best Times | | | | 14 | Alice Weston | Wycombe | 2:26.20 2020 |
| 10/11 | Summer Chirita | Wycombe | 3:02.94 2023 | 15 | Annabelle Compton | Wycombe | 2:24.21 2023 |
| 12 | Becks Hayward | Wycombe | 2:44.38 2018 | 16 | Lucy Fox | Wycombe | 2:18.35 2022 |
| 13 | Alice Weston | Wycombe | 2:29.17 2019 | 17+ | Alice Weston | Wycombe | 2:23.48 2023 |
| | | | | | | | |
| 1. | Aurelie Catheya | 10 Windsor | 3:41.56 | 16. | Matilda Boyce | 14 Bracknell | 2:39.40 |
| 2. | Theadora Stopp | 11 Windsor | 3:25.83 | 17. | Sophie Machin | 15 Amersham | 2:37.40 |
| 3. | Amy Banks | 13 Bracknell | 2:59.70 | 18. | Sophia James | 16 Bracknell | 2:36.89 |
| 4. | Harriet Stanley | 12 Wycombe | 2:56.96 | 19. | Anaya Singh | 15 Reading | 2:35.02 |
| 5. | Emelia Heap | 13 Wycombe | 2:55.71 | 20. | Summer Chirita | 13 Wycombe | 2:34.40 |
| 6. | Ella Redfern | 13 Wycombe | 2:54.20 | 21. | Olivia Wright | 16 Amersham | 2:32.45 |
| 7. | Alethea Sage | 13 Wycombe | 2:53.41 | 22. | Ava Truswell | 16 Bracknell | 2:31.72 |
| 8. | Alice Jones | 13 Maidenhead | 2:50.77 | 23. | Sienna West | 14 Wycombe | 2:29.53 |
| 9. | Jennifer Bessell | 13 Wycombe | 2:45.30 | 24. | Hazel-Anne Carter | 17 Wycombe | 2:28.39 |
| 10. | Jemima Grove | 15 Wycombe | 2:44.46 | 25. | Charlotte Heyden | 16 Wycombe | 2:27.39 |
| 11. | Sienna Butcher | 15 Amersham | 2:43.06 | 26. | Daisy Dewsbury | 20 Bracknell | 2:25.22 |
| 12. | Charlotte Gray | 16 Wycombe | 2:42.75 | 27. | India Washer | 17 Wycombe | 2:22.71 |
| 13. | Amelia Aplin | 15 Wycombe | 2:41.81 | 28. | Alicia Bethell | 17 Wycombe | 2:18.60 |
| 14. | Emilia Duell | 16 Maidenhead | 2:41.80 | 29. | Sienna Ramery | 16 Wycombe | 2:18.49 |
| 15. | Grace Findley | 14 Amersham | 2:40.04 | | | | |

The following trophies will be awarded during or at the end of this session

Female 400m Individual Medley Junior Championship for The Jane Admans Trophy

Female 400m Individual Medley Senior Championship for The Slough SC Trophy

Open/Male 1500m Freestyle Junior Championship for The Usher Trophy

Open/Male 1500m Freestyle Senior Championship for The Carter Silver Trophy

Female 200m Butterfly Senior Championship for The Lawrie Cup

Female 200m Butterfly Junior Championship for The Bracknell SC Cup

**SESSION 11 : SUNDAY 26 JANUARY 2025
Withdraw by 12:10, Warm up 12:10, Session start 1:15**

**EVENT 126 Open/Male 100m Backstroke
County Championship and Age Group Competition**

| | | | | | | | |
|---------------------------|---------------------|-----------------|---------------|-----------------|----------------------|-----------------|---------------|
| County Record | | | | Cameron Brooker | Wycombe | 55.13 | 2021 |
| County Junior Record | | | | James Eddy | Wycombe | 57.29 | 2017 |
| Age Group Meet Best Times | | | | 14 | Monty Smith | Wycombe | 1:02.75 2023 |
| 10/11 | Alexander Moore | Wycombe | 1:17.88 2018 | 15 | Monty Smith | Wycombe | 1:00.81 2024 |
| 12 | Alexander Moore | Wycombe | 1:12.32 2019 | 16 | Ellis Morgan | Wycombe | 1:00.66 2019 |
| 13 | Monty Smith | Wycombe | 1:09.47 2022 | 17+ | Cameron Brooker | Wycombe | 57.88 2020 |
| | | | | | | | |
| 1. | Junyi Shi | 11 Bracknell | 1:33.79 | 19. | Alfred Chai | 10 Chalfont | 1:23.78 |
| 2. | John-Paul Newman | 11 Windsor | 1:31.17 | 20. | Harry Burfitt | 12 Maidenhead | 1:23.53 |
| 3. | Victor Watkins | 10 Wycombe | 1:30.97 | 21. | Daniel Aggar | 12 Maidenhead | 1:23.41 |
| 4. | Morgan Pelly | 10 Bracknell | 1:30.65 | 22. | Mond Cao | 12 Bracknell | 1:23.39 |
| 5. | Thomas Owen | 11 Maidenhead | 1:30.14 | 23. | Leo Lewis | 12 Chalfont | 1:22.70 |
| 6. | Theo Paull | 11 Ascot Royals | 1:30.04 | 24. | Artem Bulaev | 12 Bracknell | 1:21.07 |
| 7. | Ethan Liu | 11 Tilehurst | 1:29.65 | 25. | Lucas Guy Allen | 12 Ascot Royals | 1:20.83 |
| 8. | Etien Hoyes | 11 Ascot Royals | 1:28.40 | 26. | Max Jacklin-Lane | 13 Amersham | 1:19.99 |
| 9. | William Sheridan | 11 Windsor | 1:28.23 | 27. | Oliver Sampson | 13 Wycombe | 1:19.96 |
| 10. | Theodore Sampson | 11 Wycombe | 1:27.63 | 28. | Lucas Smith | 13 Amersham | 1:19.13 |
| 11. | Cillian Evans | 11 Wycombe | 1:27.58 | 29. | Braden Ord | 13 Amersham | 1:18.93 |
| 12. | Angus Mursal | 11 Windsor | 1:26.02 | 30. | Henry Law | 12 Windsor | 1:18.80 |
| 13. | Joshua Hetherington | 12 Bracknell | 1:25.57 | 31. | Theo Edmonstone-West | 12 Maidenhead | 1:18.22 |
| 14. | Connor Strickland | 12 Wycombe | 1:25.30 | 32. | Harry O'Grady | 12 Wycombe | 1:16.13 |
| 15. | Matthew McGinley | 11 Wycombe | 1:25.02 | 33. | Kaspar Sham | 13 Tilehurst | 1:15.35 |
| 16. | Cassian Corden | 12 Windsor | 1:24.90 | 34. | Thomas Morton | 13 Newbury | 1:15.23 |
| 17. | Taksh Chopdekar | 11 Bracknell | 1:24.23 | 35. | Richard Alija | 14 Wycombe | 1:13.92 |
| 18. | Dominik Solinski | 12 Bracknell | 1:24.11 | 36. | Edwin Radzius | 14 Wycombe | 1:13.89 |

EVENT 126 Open/Male 100m Backstroke - cont

| | | | | | | | |
|--------------------------|---------------|---------|-------|---------------------------|---------------|---------|-------|
| 37. Maxymilian Karkoszka | 14 Windsor | 1:13.63 | | 66. Oviyan Mandal | 17 Windsor | 1:05.20 | |
| 38. Theo Lofts | 13 Maidenhead | 1:13.47 | | 67. Stirling Smith | 16 Wycombe | 1:04.40 | |
| 39. Alexander Bawden | 14 Wycombe | 1:13.44 | | 68. Cameron Venables | 17 Reading | 1:04.21 | |
| 40. Razvan Lihai | 13 Bracknell | 1:12.96 | | 69. Casper Clark | 16 Amersham | 1:04.10 | |
| 41. Frasier Hearmon | 14 Wycombe | 1:12.80 | | 70. William Truswell | 18 Bracknell | 1:03.87 | |
| 42. Marat Iusupov | 14 Reading | 1:12.46 | | 71. Barnaby Grayson | 17 Newbury | 1:03.56 | |
| 43. Roan Kearney | 13 Wycombe | 1:12.39 | | 72. Huw Jones | 28 Bracknell | 1:03.51 | |
| 44. Max Richard | 14 Amersham | 1:11.32 | | 73. Jackson Schwiderski | 17 Wycombe | 1:03.20 | |
| 45. Harrison Brown | 14 Windsor | 1:11.29 | | 74. William Strong | 16 Wycombe | 1:03.15 | |
| 46. Igor Kusmierz | 15 Maidenhead | 1:10.79 | | 75. Jordan Butcher | 18 Amersham | 1:03.03 | |
| 47. Alexander Naumovich | 15 Amersham | 1:10.46 | | 76. Nathan Potter | 20 Maidenhead | 1:02.80 | |
| 48. Joshua Greenough | 15 Maidenhead | 1:10.10 | | 77. Callum Ritchie | 16 Bracknell | 1:02.06 | |
| 49. Owen Ahearne | 16 Wycombe | 1:09.44 | | 78. Benjamin MacDougall | 15 Wycombe | 1:01.85 | |
| 50. Finbarr Eaton | 16 Windsor | 1:09.40 | | 79. Maxwell Adams | 20 Wycombe | 1:01.60 | |
| 51. Christopher Errey | 15 Wycombe | 1:09.23 | | 80. Henry Gilbertson | 16 Maidenhead | 1:01.09 | |
| 52. Jesse Keen | 16 Amersham | 1:09.17 | | 81. Samuel Williams | 18 Wycombe | 1:00.50 | |
| 53. Noah Wills | 16 Wycombe | 1:09.15 | | 82. Harry Clarke | 20 Tilehurst | 1:00.46 | |
| 54. Reiss Smith | 15 Newbury | 1:08.89 | | 83. Mikhail Naumovich | 19 Wycombe | 1:00.42 | |
| 55. Sviatoslav Puhol | 16 Maidenhead | 1:07.07 | | 84. Joseph Mottram | 18 Windsor | 59.97 | |
| 56. Remy Mowbray | 15 Amersham | 1:06.94 | | 85. Marcus Haigh | 17 Wycombe | 59.80 | |
| 57. Kai Trust | 17 Tilehurst | 1:06.86 | | 86. Aden Mccarthy | 18 Bracknell | 59.35 | |
| 58. Harry Bowley | 18 Wycombe | 1:06.70 | | 87. Ethan Richards-Knight | 18 Chalfont | 59.08 | |
| 59. Oscar Shepherd | 16 Reading | 1:06.66 | | 88. Monty Smith | 16 Wycombe | 58.62 | |
| 60. William Owen | 18 Maidenhead | 1:06.41 | | 89. Rowan Fuss | 22 Wycombe | 58.41 | |
| 61. Fraser Batey | 15 Amersham | 1:06.29 | | 90. Luke Poulton | 19 Wycombe | 58.40 | |
| 62. Finlay Buffett | 18 Amersham | 1:06.21 | | 91. Johnathan Ireland | 17 Maidenhead | 58.38 | |
| 63. Jay Gohil | 16 Windsor | 1:05.70 | | 92. Roan Sheriff | 20 Wycombe | 57.56 | |
| 64. Domenic Coia-Evans | 19 Bracknell | 1:05.50 | | 93. Zak Sheriff | 17 Wycombe | 57.26 | |
| 65. M Kazakevicius (S15) | 16 Wycombe | 1:05.31 | | | | | |

**EVENT 127 Female 100m Breaststroke
County Championship and Age Group Competition**

| | | | | | | | |
|---------------------------|-----------|---------|------|----------------------|---------|---------|------|
| County Record | | | | L Burt | Reading | 1:13.23 | 1983 |
| County Junior Record | | | | Megan Daley | Wycombe | 1:14.66 | 2019 |
| Age Group Meet Best Times | | | 14 | Chloe Adams | Wycombe | 1:17.92 | 2020 |
| 10/11 Jemma Roberts | Bracknell | 1:30.32 | 2018 | 15 Megan Daley | Wycombe | 1:15.35 | 2018 |
| 12 India Washer | Wycombe | 1:23.78 | 2020 | 16 Megan Daley | Wycombe | 1:14.66 | 2019 |
| 13 Chloe Adams | Wycombe | 1:19.41 | 2019 | 17+ Jennifer Holland | Wycombe | 1:14.12 | 2022 |

| | | | | | | | |
|---------------------------|-----------------|---------|-------|-------------------------|-----------------|---------|-------|
| 1. Elwyn Meeres (SB6) | 16 Wycombe | 1:57.74 | | 25. Olivia Malone | 12 Ascot Royals | 1:36.81 | |
| 2. Zoe Woodhouse | 10 Reading | 1:51.65 | | 26. Amber Jepson | 12 Chesham | 1:36.56 | |
| 3. Theadora Wilson | 11 Newbury | 1:51.55 | | 27. Hettie Gibbs | 12 Bracknell | 1:36.16 | |
| 4. Iris Yan | 11 Bracknell | 1:51.46 | | 28. Isla Urquhart | 12 Newbury | 1:36.06 | |
| 5. Zoe Bridges | 11 Wycombe | 1:51.34 | | 29. Eva Dixon | 11 Maidenhead | 1:35.85 | |
| 6. Sophia Kisilytsya | 11 Windsor | 1:50.24 | | 30. Mabel Flisher | 11 Windsor | 1:35.79 | |
| 7. Olivia Huynh | 11 Reading | 1:49.74 | | 31. Harriet Stanley | 12 Wycombe | 1:35.44 | |
| 8. Kaya Then | 11 Maidenhead | 1:49.28 | | 32. Amaarah Ali | 12 Ascot Royals | 1:35.38 | |
| 9. Edie Lavender | 11 Reading | 1:49.08 | | 33. Hannah Wittich | 11 Amersham | 1:35.37 | |
| 10. Martha Percy | 11 Windsor | 1:47.22 | | 34. Theadora Stopp | 11 Windsor | 1:34.61 | |
| 11. Sofia Clark | 10 Maidenhead | 1:47.06 | | 35. Amy Ma | 12 Bracknell | 1:34.26 | |
| 12. Nil Akkus | 11 Bracknell | 1:46.78 | | 36. Seanna Hopton | 11 Wycombe | 1:33.26 | |
| 13. A Puglisi Slocovich | 11 Windsor | 1:46.70 | | 37. Leila McClure | 12 Wycombe | 1:32.88 | |
| 14. Isabelle Baldwin | 11 Ascot Royals | 1:46.27 | | 38. Rebecca Steele | 13 Amersham | 1:32.80 | |
| 15. Lydia Faria | 11 Maidenhead | 1:46.07 | | 39. Zahra Hussain | 12 Chesham | 1:32.44 | |
| 16. Emily Phillips | 11 Bracknell | 1:45.97 | | 40. Isabella Duell | 13 Maidenhead | 1:31.97 | |
| 17. Beatrice Tindall | 11 Amersham | 1:44.33 | | 41. Alexis Matthes | 13 Newbury | 1:30.67 | |
| 18. Emilia Potter | 11 Wycombe | 1:44.20 | | 42. Sophie Robins | 13 Windsor | 1:30.26 | |
| 19. Sofia Biegi | 11 Bracknell | 1:43.82 | | 43. Anna Kosydar | 13 Wycombe | 1:28.82 | |
| 20. Lexi Warwick | 11 Wycombe | 1:43.14 | | 44. Darcy Williams | 13 Windsor | 1:28.71 | |
| 21. Siv Bassen | 12 Wycombe | 1:37.97 | | 45. Sofia Stone | 14 Ascot Royals | 1:28.67 | |
| 22. Nora Jephson | 12 Wycombe | 1:37.60 | | 46. Lottie Kelemen | 13 Wycombe | 1:28.59 | |
| 23. Sai Shraddha Thutkuri | 12 Reading | 1:37.48 | | 47. Hannah Gartshore | 14 Maidenhead | 1:28.35 | |
| 24. Leonora McQuillan | 11 Wycombe | 1:36.90 | | 48. A Barrueco Martinez | 12 Maidenhead | 1:28.17 | |

EVENT 127 Female 100m Breaststroke - cont

| | | | | | | | | | |
|-----|---------------------|---------------|---------|-------|------|--------------------|---------------|---------|-------|
| 49. | Maisa Kashis | 14 Wycombe | 1:28.16 | | 76. | Heidi Green | 16 Windsor | 1:22.72 | |
| 50. | Kayleigh Sinden | 14 Wycombe | 1:27.85 | | 77. | Holly Page | 15 Tilehurst | 1:22.16 | |
| 51. | Elisa Perkins | 12 Wycombe | 1:27.81 | | 78. | Eilidh Green | 20 Windsor | 1:22.10 | |
| 52. | Evie Phillips | 13 Bracknell | 1:27.78 | | 79. | Ella Jackson | 15 Bracknell | 1:22.07 | |
| 53. | Sophie Packard | 14 Chesham | 1:27.72 | | 80. | Coco Ulloa | 15 Wycombe | 1:21.70 | |
| 54. | Ella Redfern | 13 Wycombe | 1:27.67 | | 81. | Anaya Singh | 15 Reading | 1:21.57 | |
| 55. | Jennifer Bessell | 13 Wycombe | 1:27.50 | | 82. | Amelie Siddons | 16 Maidenhead | 1:21.10 | |
| 56. | Huimin Liew | 13 Maidenhead | 1:27.31 | | 83. | Sara Szczurek | 14 Tilehurst | 1:20.90 | |
| 57. | Lucy Batt | 12 Wycombe | 1:27.16 | | 84. | Orla Butler | 16 Bracknell | 1:20.42 | |
| 58. | Isabelle Cowie | 13 Wycombe | 1:27.00 | | 85. | Zara Roberts | 17 Tilehurst | 1:20.16 | |
| 59. | Emelia Heap | 13 Wycombe | 1:26.89 | | 86. | Rhiannon Thomas | 18 Windsor | 1:19.81 | |
| 60. | Hollie Jenkins | 13 Amersham | 1:26.75 | | 87. | Safiyya Washer | 15 Wycombe | 1:19.59 | |
| 61. | Isabella Bater | 13 Amersham | 1:26.17 | | 88. | Elsie Jacklin-Lane | 14 Amersham | 1:18.84 | |
| 62. | Emma Dalgleish | 15 Newbury | 1:25.99 | | 89. | Caitlin Valentine | 16 Wycombe | 1:18.82 | |
| 63. | Maya Shah | 14 Wycombe | 1:25.80 | | 90. | Issy Thorpe | 19 Bracknell | 1:18.53 | |
| 64. | Mollie McGinley | 13 Wycombe | 1:24.95 | | 91. | Zara Holligan | 18 Wycombe | 1:18.07 | |
| 65. | Danica Forster | 16 Wycombe | 1:24.80 | | 92. | Felicity Cairns | 19 Reading | 1:17.67 | |
| 66. | Riley McDonnell | 15 Wycombe | 1:24.70 | | 93. | Isabella Sherman | 14 Wycombe | 1:17.42 | |
| 67. | Aurelea Sheridan | 13 Windsor | 1:24.43 | | 94. | Grace Ibbeson | 19 Wycombe | 1:16.07 | |
| 68. | Summer Chirita | 13 Wycombe | 1:24.30 | | 95. | Olive Muir | 17 Newbury | 1:15.64 | |
| 69. | Jemima Grove | 15 Wycombe | 1:24.22 | | 96. | India Washer | 17 Wycombe | 1:15.16 | |
| 70. | Sai Pragna Thutkuri | 16 Reading | 1:24.13 | | 97. | Charlotte Burfitt | 15 Maidenhead | 1:14.80 | |
| 71. | Evelyn Hopton | 14 Wycombe | 1:24.03 | | 98. | Hazel-Anne Carter | 17 Wycombe | 1:14.11 | |
| 72. | Darcey Perez | 14 Chalfont | 1:24.00 | | 99. | Saba Williams | 18 Tilehurst | 1:13.00 | |
| 73. | Airlia Philippidis | 16 Windsor | 1:23.70 | | 100. | Scarlett Russell | 19 Chalfont | 1:12.87 | |
| 74. | Imogen Platt | 16 Maidenhead | 1:23.19 | | 101. | Eloise Wade | 19 Newbury | 1:11.26 | |
| 75. | Ella Macdonald | 17 Reading | 1:22.80 | | | | | | |

EVENT 128 Open/Male 50m Freestyle**County Championship and Age Group Competition**

| | | | | | | | | | |
|---------------------------|-----------------|---------|-------|------|---------------|--------------|-----------|-------|------|
| County Record | | | | | Yusuke Legard | Wycombe | 22.10 | 2021 | |
| County Junior Record | | | | | James Eddy | Wycombe | 23.86 | 2016 | |
| Age Group Meet Best Times | | | | 14 | Monty Smith | Wycombe | 25.23 | 2023 | |
| 10/11 | Alexander Moore | Wycombe | 30.57 | 2018 | 15 | Monty Smith | Wycombe | 24.74 | 2024 |
| 12 | Alexander Moore | Wycombe | 28.93 | 2019 | 16 | Noah Wheeler | Chalfont | 24.97 | 2023 |
| 13 | Monty Smith | Wycombe | 27.39 | 2022 | 17+ | Adam Barrett | Tilehurst | 23.41 | 2019 |

| | | | | | | | | | |
|-----|-------------------|-----------------|-------|-------|-----|----------------------|-----------------|-------|-------|
| 1. | Reuben Brooke | 10 Windsor | 37.45 | | 27. | Cassian Corden | 12 Windsor | 32.92 | |
| 2. | Etien Hoyes | 11 Ascot Royals | 37.26 | | 28. | Harry O'Grady | 12 Wycombe | 32.90 | |
| 3. | Finley Carr | 11 Windsor | 36.91 | | 29. | Lucas Guy Allen | 12 Ascot Royals | 32.66 | |
| 4. | Liam Salmon | 11 Windsor | 36.81 | | 30. | Theo Edmonstone-West | 12 Maidenhead | 32.20 | |
| 5. | Theo Paull | 11 Ascot Royals | 36.72 | | 31. | Matthew McGinley | 11 Wycombe | 32.20 | |
| 6. | Henry Stanbrook | 11 Amersham | 36.67 | | 32. | Leo Lewis | 12 Chalfont | 32.06 | |
| 7. | Oliver Williamson | 11 Bracknell | 36.63 | | 33. | Dominik Solinski | 12 Bracknell | 32.04 | |
| 8. | William Sheridan | 11 Windsor | 36.41 | | 34. | A Papadopoulos | 13 Newbury | 32.00 | |
| 9. | Morgan Pelly | 10 Bracknell | 36.09 | | 35. | Thomas Grove | 13 Wycombe | 31.80 | |
| 10. | Ethan Subel | 10 Ascot Royals | 35.92 | | 36. | Patrick O'Neill | 13 Windsor | 31.50 | |
| 11. | Iestyn Morgan | 11 Tilehurst | 35.86 | | 37. | Blake Pelly | 13 Bracknell | 31.34 | |
| 12. | Thomas Owen | 11 Maidenhead | 35.75 | | 38. | Taksh Chopdekar | 11 Bracknell | 31.24 | |
| 13. | Junyi Shi | 11 Bracknell | 35.59 | | 39. | Samuel Elms | 13 Chesham | 31.10 | |
| 14. | John-Paul Newman | 11 Windsor | 35.46 | | 40. | Aaron Debiais | 13 Reading | 30.93 | |
| 15. | James Tucker | 11 Wycombe | 35.43 | | 41. | Jacob O'Sullivan | 13 Bracknell | 30.89 | |
| 16. | Ethan Liu | 11 Tilehurst | 35.34 | | 42. | Ethan Kennedy | 13 Tilehurst | 30.77 | |
| 17. | Cillian Evans | 11 Wycombe | 35.28 | | 43. | Neo Jingmo Li | 12 Windsor | 30.76 | |
| 18. | Jeevan Lally | 11 Amersham | 35.05 | | 44. | Braden Ord | 13 Amersham | 30.59 | |
| 19. | Rory Bassett | 11 Maidenhead | 35.03 | | 45. | Alex Xu | 13 Windsor | 30.56 | |
| 20. | Theodore Sampson | 11 Wycombe | 34.24 | | 46. | Luis da Silva | 13 Wycombe | 30.55 | |
| 21. | Alex Smith | 11 Windsor | 34.22 | | 47. | Thomas Morton | 13 Newbury | 30.44 | |
| 22. | Alfred Chai | 10 Chalfont | 33.53 | | 48. | Roan Kearney | 13 Wycombe | 30.23 | |
| 23. | Artem Bulaev | 12 Bracknell | 33.45 | | 49. | Ayaan Qureshi | 14 Reading | 29.98 | |
| 24. | Angus Mursal | 11 Windsor | 33.43 | | 50. | Thomas Bennett | 13 Ascot Royals | 29.91 | |
| 25. | Dominic Butler | 12 Ascot Royals | 33.13 | | 51. | Nathaniel Chen | 14 Ascot Royals | 29.85 | |
| 26. | Connor Strickland | 12 Wycombe | 33.06 | | 52. | Oliver Sampson | 13 Wycombe | 29.85 | |

EVENT 128 Open/Male 50m Freestyle - cont

| | | | | | |
|---------------------------|-----------------|-------|----------------------------|---------------|-------|
| 53. Zack Ratnapala | 14 Maidenhead | 29.51 | 109. Ollie Thorpe | 17 Bracknell | 26.70 |
| 54. Max Richard | 14 Amersham | 29.48 | 110. Oscar Pestell | 17 Wycombe | 26.65 |
| 55. Thomas Hughes-Parry | 14 Windsor | 29.47 | 111. Adam Maaref | 16 Wycombe | 26.60 |
| 56. Joe Griffiths | 14 Maidenhead | 29.20 | 112. Jonah McIntyre | 20 Windsor | 26.60 |
| 57. Finn Hemmant | 14 Reading | 29.19 | 113. Joshua Kimberley | 15 Amersham | 26.53 |
| 58. Alexander Willshire | 14 Ascot Royals | 29.19 | 114. Jean-Luc Ayel | 18 Tilehurst | 26.50 |
| 59. Frasier Hearmon | 14 Wycombe | 29.14 | 115. William Strong | 16 Wycombe | 26.50 |
| 60. Affan Tak | 14 Reading | 28.89 | 116. Ethan Charley | 17 Maidenhead | 26.50 |
| 61. Jiarun Xie | 15 Tilehurst | 28.79 | 117. William Owen | 18 Maidenhead | 26.47 |
| 62. Douglas Hatton | 15 Wycombe | 28.76 | 118. Callum Ritchie | 16 Bracknell | 26.41 |
| 63. Bailey Erbetta | 15 Reading | 28.64 | 119. Zachary Callinan | 14 Maidenhead | 26.40 |
| 64. Jorge Smith | 14 Bracknell | 28.60 | 120. Oviyan Mandal | 17 Windsor | 26.40 |
| 65. Monty Dhanjal | 15 Tilehurst | 28.57 | 121. Jackson Schwiderski | 17 Wycombe | 26.30 |
| 66. Jaiden Lam | 15 Bracknell | 28.56 | 122. Stirling Smith | 16 Wycombe | 26.20 |
| 67. Alexander Naumovich | 15 Amersham | 28.55 | 123. Owen Ahearne | 16 Wycombe | 26.17 |
| 68. Razvan Lihart | 13 Bracknell | 28.53 | 124. Benjamin MacDougall | 15 Wycombe | 26.10 |
| 69. Rory Wheeler | 15 Chalfont | 28.50 | 125. Remy Mowbray | 15 Amersham | 25.97 |
| 70. Alexander Bawden | 14 Wycombe | 28.50 | 126. Max Mellor | 18 Tilehurst | 25.88 |
| 71. Remi Spencer-Jones | 15 Maidenhead | 28.50 | 127. Michael Royston-Hayes | 19 Wycombe | 25.80 |
| 72. Roan Montgomery | 15 Windsor | 28.48 | 128. Joseph Mottram | 18 Windsor | 25.80 |
| 73. Felix Danielli | 15 Amersham | 28.40 | 129. Ted Whitwam | 19 Bracknell | 25.70 |
| 74. Daniel Grachev | 14 Amersham | 28.38 | 130. Benjamin Mould | 20 Wycombe | 25.60 |
| 75. Reiss Smith | 15 Newbury | 28.38 | 131. Adrian Krawczak | 17 Maidenhead | 25.60 |
| 76. Daniel Chen | 14 Maidenhead | 28.34 | 132. Luke Poulton | 19 Wycombe | 25.60 |
| 77. Harrison Brown | 14 Windsor | 28.32 | 133. Matthew Costa-D'sa | 17 Chalfont | 25.60 |
| 78. Lochlann Murray | 15 Wycombe | 28.30 | 134. M Kazakevicius (S15) | 16 Wycombe | 25.56 |
| 79. Oliver Shave | 16 Chalfont | 28.10 | 135. Roan Sheriff | 20 Wycombe | 25.50 |
| 80. Leo Brink | 15 Ascot Royals | 27.92 | 136. Nathan Walford | 20 Wycombe | 25.50 |
| 81. Edward Moody | 16 Amersham | 27.91 | 137. William Truswell | 18 Bracknell | 25.50 |
| 82. Ryan Pote | 14 Windsor | 27.90 | 138. Mikhail Naumovich | 19 Wycombe | 25.35 |
| 83. Harry Jagot | 15 Wycombe | 27.90 | 139. Huw Jones | 28 Bracknell | 25.31 |
| 84. Marat Iusupov | 14 Reading | 27.85 | 140. Johnathan Ireland | 17 Maidenhead | 25.30 |
| 85. Evan Shepherd | 16 Bracknell | 27.78 | 141. Casper Clark | 16 Amersham | 25.30 |
| 86. Tsz Kiu Hilton Chan | 16 Reading | 27.78 | 142. Kian Kaffka | 16 Tilehurst | 25.27 |
| 87. Finn Mather | 14 Windsor | 27.75 | 143. Harry Clarke | 20 Tilehurst | 25.20 |
| 88. Archie Urquhart | 16 Newbury | 27.70 | 144. Rufus Parry | 17 Wycombe | 25.05 |
| 89. Nathan Boyadjian | 15 Wycombe | 27.60 | 145. Jordan Butcher | 18 Amersham | 25.00 |
| 90. Theodore Sangamneher | 15 Maidenhead | 27.57 | 146. Thomas Williams | 18 Windsor | 24.97 |
| 91. Finbarr Eaton | 16 Windsor | 27.50 | 147. Piers Bowden | 24 Wycombe | 24.89 |
| 92. Fraser Batey | 15 Amersham | 27.46 | 148. Charles Ventress | 19 Amersham | 24.78 |
| 93. Joshua Greenough | 15 Maidenhead | 27.30 | 149. Zak Sheriff | 17 Wycombe | 24.70 |
| 94. Domenic Coia-Evans | 19 Bracknell | 27.20 | 150. Jonathan Dey | 25 Maidenhead | 24.70 |
| 95. Richard Alija | 14 Wycombe | 27.20 | 151. Samuel Williams | 18 Wycombe | 24.60 |
| 96. Amos Fitch | 16 Newbury | 27.13 | 152. Marcus Haigh | 17 Wycombe | 24.40 |
| 97. Arthur Kohlen Gerard | 18 Windsor | 27.13 | 153. Henry Gilbertson | 16 Maidenhead | 24.37 |
| 98. Deven Prajapati | 19 Amersham | 27.12 | 154. Rowan Fuss | 22 Wycombe | 24.26 |
| 99. Jamie Tombeur | 28 Wycombe | 27.10 | 155. Alan Venables | 19 Tilehurst | 24.10 |
| 100. Jay Gohil | 16 Windsor | 27.10 | 156. Alex Bacon | 20 Maidenhead | 23.90 |
| 101. Joseph Goulty | 15 Chalfont | 27.10 | 157. Maxwell Adams | 20 Wycombe | 23.63 |
| 102. Rumeth Morawakkorala | 16 Wycombe | 27.10 | 158. Monty Smith | 16 Wycombe | 23.50 |
| 103. Christopher Errey | 15 Wycombe | 27.09 | 159. Nathan Potter | 20 Maidenhead | 23.20 |
| 104. Barnaby Grayson | 17 Newbury | 27.05 | 160. Noah Wheeler | 18 Chalfont | 23.00 |
| 105. Finlay Buffett | 18 Amersham | 26.97 | 161. Alexander Moore | 18 Wycombe | 22.90 |
| 106. Freddie Golding | 17 Windsor | 26.90 | 162. Ethan Richards-Knight | 18 Chalfont | 22.60 |
| 107. Michael Fisher | 28 Amersham | 26.89 | 163. F Ashley-Sparks | 23 Wycombe | 22.40 |
| 108. Kai Trust | 17 Tilehurst | 26.80 | | | |

EVENT 129 Female 50m Backstroke
County Championship and Age Group Competition

| | | | | | | | |
|---------------------------|---------------------|-----------------|-------------|----------------|------------------------|-----------------|-------------|
| County Record | | | | Emilia Sansome | Wycombe | 29.97 | 2016 |
| County Junior Record | | | | Emilia Sansome | Wycombe | 29.97 | 2016 |
| Age Group Meet Best Times | | | | 14 | Annabelle Compton | Wycombe | 31.48 2022 |
| 10/11 | Victoria Daley | Chalfont | 37.01 2018 | 15 | Annabelle Compton | Wycombe | 31.16 2023 |
| 12 | Edith Hamilton | Bracknell | 33.75 2020 | 16 | Ceara Barber | Wycombe | 30.88 2018 |
| 13 | Becks Hayward | Wycombe | 32.78 2019 | 17+ | Millie Sansome | Wycombe | 30.59 2018 |
| | | | | | | | |
| 1. | Iris Turner (S8) | 18 Wycombe | 52.60 | 56. | Isabella Bater | 13 Amersham | 35.27 |
| 2. | Eliza Burnett | 10 Bracknell | 42.47 | 57. | Jennifer Bessell | 13 Wycombe | 35.20 |
| 3. | Florence Bloomfield | 11 Maidenhead | 42.37 | 58. | Cora James | 14 Bracknell | 35.15 |
| 4. | Amelia Aroonchote | 11 Wycombe | 42.31 | 59. | Isabella Sherman | 14 Wycombe | 35.10 |
| 5. | Martha Percy | 11 Windsor | 42.00 | 60. | Roxy Bonewell | 15 Bracknell | 34.88 |
| 6. | Seanna Hopton | 11 Wycombe | 41.66 | 61. | Darcy Williams | 13 Windsor | 34.77 |
| 7. | Lydia Faria | 11 Maidenhead | 41.59 | 62. | Katherine Ives | 15 Wycombe | 34.74 |
| 8. | Ella Boresjo | 11 Windsor | 41.34 | 63. | Lucy Batt | 12 Wycombe | 34.66 |
| 9. | A Puglisi Slocovich | 11 Windsor | 41.34 | 64. | Elsie Jacklin-Lane | 14 Amersham | 34.61 |
| 10. | Eva Dixon | 11 Maidenhead | 41.21 | 65. | Vivienne Morgan | 15 Maidenhead | 34.60 |
| 11. | Zoe Bridges | 11 Wycombe | 40.65 | 66. | Eloise Lathwell | 15 Maidenhead | 34.59 |
| 12. | Lexi Warwick | 11 Wycombe | 40.30 | 67. | Logan De Meuter | 15 Wycombe | 34.53 |
| 13. | Theadora Stopp | 11 Windsor | 40.24 | 68. | Bethany Morton | 15 Newbury | 34.48 |
| 14. | Aurelie Catheya | 10 Windsor | 40.08 | 69. | Sofia Roses | 15 Tilehurst | 34.45 |
| 15. | Emilia Potter | 11 Wycombe | 39.85 | 70. | Teagan Ivall | 16 Bracknell | 34.40 |
| 16. | Kara Bunch | 12 Wycombe | 39.50 | 71. | Hannah Gartshore | 14 Maidenhead | 34.31 |
| 17. | Evie Smith | 12 Wycombe | 39.20 | 72. | Seren Keylock | 14 Wycombe | 34.20 |
| 18. | Hannah Wittich | 11 Amersham | 39.16 | 73. | Jemima Grove | 15 Wycombe | 34.02 |
| 19. | Siv Bassen | 12 Wycombe | 38.94 | 74. | Freya Caldwell | 17 Maidenhead | 34.00 |
| 20. | Brooke Gibbs | 12 Bracknell | 38.94 | 75. | Beatrice Rendes | 15 Ascot Royals | 33.89 |
| 21. | Ella Larkin | 12 Newbury | 38.86 | 76. | Rose Lewin | 15 Wycombe | 33.60 |
| 22. | Gwen Keylock | 12 Wycombe | 38.82 | 77. | Amber Galley | 20 Wycombe | 33.54 |
| 23. | Charlotte Ratnapala | 12 Maidenhead | 38.58 | 78. | Esme O'Driscoll | 15 Amersham | 33.53 |
| 24. | Devon Writer | 12 Bracknell | 38.56 | 79. | Maya Shah | 14 Wycombe | 33.52 |
| 25. | Olivia Malone | 12 Ascot Royals | 38.13 | 80. | Darcey Perez | 14 Chalfont | 33.50 |
| 26. | Josie Lovesey | 12 Windsor | 38.01 | 81. | Summer Chirita | 13 Wycombe | 33.50 |
| 27. | Anaelle Catheya | 12 Windsor | 37.94 | 82. | Grace Wittich | 13 Amersham | 33.44 |
| 28. | Elisa Perkins | 12 Wycombe | 37.88 | 83. | Lara Lishchenko | 16 Wycombe | 33.44 |
| 29. | Freya Nicholson | 11 Maidenhead | 37.80 | 84. | Evelyn Moody | 14 Amersham | 33.40 |
| 30. | Harriet Powell | 12 Tilehurst | 37.77 | 85. | Scarlett Hayes | 15 Amersham | 33.39 |
| 31. | Abby Bonewell | 12 Bracknell | 37.48 | 86. | Summer Martin | 15 Wycombe | 33.26 |
| 32. | Isla Odell | 13 Reading | 37.45 | 87. | Maisie Beresford Jones | 13 Maidenhead | 33.22 |
| 33. | Gianna Chan | 13 Bracknell | 37.40 | 88. | Brooke Thomasson | 16 Newbury | 33.12 |
| 34. | Ella Redfern | 13 Wycombe | 37.34 | 89. | Michaela Sichova | 16 Tilehurst | 33.10 |
| 35. | Hettie Gibbs | 12 Bracknell | 37.22 | 90. | Olivia Then | 16 Maidenhead | 33.05 |
| 36. | Liara Hughes | 12 Wycombe | 37.14 | 91. | Francesca Pringle | 17 Tilehurst | 33.01 |
| 37. | Hollie Jenkins | 13 Amersham | 37.03 | 92. | C Heard-Norrish | 17 Maidenhead | 33.00 |
| 38. | Iris Colbert | 13 Windsor | 36.87 | 93. | Ava Truswell | 16 Bracknell | 32.84 |
| 39. | Amy Banks | 13 Bracknell | 36.86 | 94. | Ella Fox | 16 Windsor | 32.80 |
| 40. | Jessica Taylor | 13 Wycombe | 36.85 | 95. | Sienna West | 14 Wycombe | 32.80 |
| 41. | Elena Smith | 13 Windsor | 36.79 | 96. | Beth Mckechnie | 18 Amersham | 32.70 |
| 42. | Anneliese Jordinson | 13 Tilehurst | 36.73 | 97. | Alicia Bethell | 17 Wycombe | 32.70 |
| 43. | Aurelea Sheridan | 13 Windsor | 36.72 | 98. | Isabel Stevenson | 16 Windsor | 32.70 |
| 44. | Wamuyu Kihato | 13 Wycombe | 36.71 | 99. | Lucy Barker | 17 Chalfont | 32.70 |
| 45. | Chloe Hughes | 13 Bracknell | 36.64 | 100. | Sophia James | 16 Bracknell | 32.49 |
| 46. | Nora Jephson | 12 Wycombe | 36.60 | 101. | Priya Palmer | 20 Windsor | 32.40 |
| 47. | Anna Morton | 13 Newbury | 36.21 | 102. | Caitlin Valentine | 16 Wycombe | 32.30 |
| 48. | Alya Sogut | 14 Maidenhead | 35.87 | 103. | Imogen Stent | 16 Tilehurst | 32.29 |
| 49. | Harriet Stanley | 12 Wycombe | 35.85 | 104. | Olive Muir | 17 Newbury | 32.28 |
| 50. | Eva Murphy | 13 Windsor | 35.76 | 105. | Mollie McGinley | 13 Wycombe | 32.13 |
| 51. | Ellen Barlow | 14 Bracknell | 35.75 | 106. | Lucy Bosley | 18 Newbury | 32.05 |
| 52. | Mia Littley | 13 Maidenhead | 35.71 | 107. | Isabel Arrowsmith | 15 Chalfont | 31.97 |
| 53. | Alice Jones | 13 Maidenhead | 35.60 | 108. | Lauren Lister | 16 Wycombe | 31.60 |
| 54. | Isla Westmacott | 14 Amersham | 35.56 | 109. | Madeleine Rae | 19 Chalfont | 31.41 |
| 55. | Lottie Kelemen | 13 Wycombe | 35.56 | 110. | Zara Holligan | 18 Wycombe | 31.37 |

EVENT 129 Female 50m Backstroke - cont

| | | | | | | | |
|-----------------------|--------------|-------|-------|-------------------------|--------------|-------|-------|
| 111. Adel Zakrzewski | 22 Wycombe | 31.33 | | 116. Freya Tang | 18 Chalfont | 30.65 | |
| 112. Charlotte Morris | 20 Bracknell | 31.24 | | 117. Charlotte Heyden | 16 Wycombe | 30.02 | |
| 113. Danica Forster | 16 Wycombe | 31.12 | | 118. Katherine Williams | 16 Wycombe | 29.48 | |
| 114. Katie Ford | 19 Windsor | 31.10 | | 119. Eve Whitney | 17 Tilehurst | 29.39 | |
| 115. Scarlett Russell | 19 Chalfont | 30.74 | | 120. Annabelle Compton | 17 Wycombe | 27.82 | |

EVENT 130 Open/Male 200m Breaststroke**County Championship and Age Group Competition - HDW**

| | | | | | | | |
|---------------------------|---------|---------|------|------------------|-----------|---------|------|
| County Record | | | | Andrew Willis | Bracknell | 2:08.08 | 2016 |
| County Junior Record | | | | Andrew Willis | Bracknell | 2:12.69 | 2009 |
| Age Group Meet Best Times | | | 14 | Luke Poulton | Wycombe | 2:38.28 | 2020 |
| 10/11 Max Maleham | Newbury | 3:12.24 | 2018 | 15 Joseph Buxton | Reading | 2:30.19 | 2018 |
| 12 Dominic Adams | Wycombe | 3:01.89 | 2020 | 16 Joseph Buxton | Reading | 2:27.72 | 2019 |
| 13 Alex Cooper | Wycombe | 2:48.17 | 2019 | 17+ Luke Ibbeson | Wycombe | 2:23.65 | 2024 |

| | | | | | | | |
|-----------------------|-----------------|---------|-------|---------------------------|---------------|---------|-------|
| 1. Alex Smith | 11 Windsor | 3:41.81 | | 26. Archibald Browning | 15 Amersham | 2:50.70 | |
| 2. Samuel Chen | 11 Ascot Royals | 3:40.44 | | 27. Daniel Chen | 14 Maidenhead | 2:50.26 | |
| 3. James Tucker | 11 Wycombe | 3:38.57 | | 28. Felix Wolf | 15 Reading | 2:50.24 | |
| 4. Reuben Brooke | 10 Windsor | 3:38.29 | | 29. Theodore Sangamneher | 15 Maidenhead | 2:49.48 | |
| 5. Theodore Sampson | 11 Wycombe | 3:36.66 | | 30. Igor Kusmierz | 15 Maidenhead | 2:48.92 | |
| 6. Alfred Chai | 10 Chalfont | 3:27.59 | | 31. Finn Mather | 14 Windsor | 2:48.76 | |
| 7. John-Paul Newman | 11 Windsor | 3:26.78 | | 32. Zixuan Ma | 16 Chesham | 2:46.90 | |
| 8. Dominik Solinski | 12 Bracknell | 3:22.02 | | 33. Harry Bowley | 18 Wycombe | 2:44.70 | |
| 9. Mond Cao | 12 Bracknell | 3:19.30 | | 34. James Holland | 19 Newbury | 2:43.96 | |
| 10. Taksh Chopdekar | 11 Bracknell | 3:17.98 | | 35. Dominik Juszcak | 17 Windsor | 2:42.76 | |
| 11. Henry Law | 12 Windsor | 3:17.04 | | 36. Sebastien Smith | 18 Amersham | 2:41.46 | |
| 12. Harry Burfitt | 12 Maidenhead | 3:14.62 | | 37. Oscar Pestell | 17 Wycombe | 2:41.00 | |
| 13. Oliver Juszcak | 13 Windsor | 3:12.74 | | 38. Alessandro Porcelli | 19 Reading | 2:40.35 | |
| 14. Neo Jingmo Li | 12 Windsor | 3:11.04 | | 39. Ollie Thorpe | 17 Bracknell | 2:39.90 | |
| 15. Thomas Grove | 13 Wycombe | 3:10.94 | | 40. Alan Parra-Manzo | 18 Maidenhead | 2:38.49 | |
| 16. Thomas Bennett | 13 Ascot Royals | 3:07.91 | | 41. Henry Curzon | 18 Wycombe | 2:37.20 | |
| 17. David Parra-Manzo | 13 Maidenhead | 3:07.77 | | 42. William Owen | 18 Maidenhead | 2:35.00 | |
| 18. Luis da Silva | 13 Wycombe | 3:06.86 | | 43. Michael Royston-Hayes | 19 Wycombe | 2:32.20 | |
| 19. William Siddons | 13 Maidenhead | 3:05.78 | | 44. Jackson Schwiderski | 17 Wycombe | 2:29.76 | |
| 20. Nathaniel Chen | 14 Ascot Royals | 3:04.60 | | 45. Dominic Adams | 17 Wycombe | 2:28.28 | |
| 21. Oliver Sampson | 13 Wycombe | 3:04.40 | | 46. Thomas Williams | 18 Windsor | 2:26.80 | |
| 22. Isaac Jordan | 14 Newbury | 3:03.30 | | 47. Adam Maaref | 16 Wycombe | 2:25.11 | |
| 23. Alexander Bawden | 14 Wycombe | 2:54.86 | | 48. Marcus Haigh | 17 Wycombe | 2:22.64 | |
| 24. Frasier Hearmon | 14 Wycombe | 2:52.47 | | 49. Nathan Walford | 20 Wycombe | 2:19.50 | |
| 25. Richard Alija | 14 Wycombe | 2:52.33 | | 50. Joseph Buxton | 22 Reading | 2:19.00 | |

EVENT 131 Female 200m Freestyle**County Championship and Age Group Competition - HDW**

| | | | | | | | |
|---------------------------|---------|---------|------|----------------------|---------|---------|------|
| County Record | | | | Emilia Sansome | Wycombe | 2:04.10 | 2018 |
| County Junior Record | | | | Emilia Sansome | Wycombe | 2:04.14 | 2017 |
| Age Group Meet Best Times | | | 14 | Merissa Booth | Wycombe | 2:11.69 | 2019 |
| 10/11 Summer Chirita | Wycombe | 2:35.03 | 2023 | 15 Annabelle Compton | Wycombe | 2:08.02 | 2023 |
| 12 Summer Chirita | Wycombe | 2:23.44 | 2024 | 16 Lucy Fox | Wycombe | 2:08.21 | 2022 |
| 13 Merissa Booth | Wycombe | 2:15.38 | 2018 | 17+ Millie Sansome | Wycombe | 2:04.10 | 2018 |

| | | | | | | | |
|----------------------------|---------------|---------|-------|-------------------------|---------------|---------|-------|
| 1. Kaya Then | 11 Maidenhead | 2:50.93 | | 14. Elisa Perkins | 12 Wycombe | 2:34.73 | |
| 2. Aurelie Catheya | 10 Windsor | 2:50.71 | | 15. Devon Writer | 12 Bracknell | 2:33.70 | |
| 3. A Puglisi Slocovich | 11 Windsor | 2:49.07 | | 16. A Barrueco Martinez | 12 Maidenhead | 2:31.67 | |
| 4. Hannah Wittich | 11 Amersham | 2:46.17 | | 17. Nora Jephson | 12 Wycombe | 2:30.41 | |
| 5. Freya Nicholson | 11 Maidenhead | 2:45.93 | | 18. Jessica Stafford | 13 Wycombe | 2:30.00 | |
| 6. Leonora McQuillan | 11 Wycombe | 2:43.80 | | 19. Aurelea Sheridan | 13 Windsor | 2:29.71 | |
| 7. Theadora Stopp | 11 Windsor | 2:42.76 | | 20. Libby Melville | 13 Windsor | 2:29.67 | |
| 8. Martha Cormie | 11 Chalfont | 2:42.64 | | 21. Isabella Bater | 13 Amersham | 2:28.69 | |
| 9. Daniella Lora Sanabria | 12 Bracknell | 2:39.75 | | 22. Lucy Batt | 12 Wycombe | 2:27.66 | |
| 10. Gwen Keylock | 12 Wycombe | 2:38.65 | | 23. Poppy Runnalls | 13 Tilehurst | 2:27.31 | |
| 11. Gavina Semonella (S14) | 17 Wycombe | 2:37.61 | | 24. Alice Jones | 13 Maidenhead | 2:27.15 | |
| 12. Gwyneth Davison | 12 Maidenhead | 2:36.69 | | 25. Darcy Williams | 13 Windsor | 2:27.00 | |
| 13. Hettie Gibbs | 12 Bracknell | 2:35.22 | | 26. Harriet Stanley | 12 Wycombe | 2:25.89 | |

EVENT 131 Female 200m Freestyle - cont

| | | | | | |
|-----------------------|---------------|---------|------------------------|--------------|---------|
| 27. Jennifer Bessell | 13 Wycombe | 2:25.04 | 59. Ella Macdonald | 17 Reading | 2:15.80 |
| 28. Lottie Kelemen | 13 Wycombe | 2:24.72 | 60. Annabel Raven | 18 Wycombe | 2:15.45 |
| 29. Mia Littley | 13 Maidenhead | 2:24.21 | 61. Eilidh Green | 20 Windsor | 2:15.40 |
| 30. Alethea Sage | 13 Wycombe | 2:23.75 | 62. Annabelle Cooper | 16 Wycombe | 2:15.20 |
| 31. Ella Redfern | 13 Wycombe | 2:23.66 | 63. Madeleine Harrison | 21 Reading | 2:14.99 |
| 32. Lana Wahlberg | 14 Amersham | 2:23.65 | 64. Matilda Boyce | 14 Bracknell | 2:14.69 |
| 33. Seren Keylock | 14 Wycombe | 2:23.15 | 65. Zara Holligan | 18 Wycombe | 2:14.23 |
| 34. Evelyn Moody | 14 Amersham | 2:22.76 | 66. Ella Fox | 16 Windsor | 2:14.00 |
| 35. Cora James | 14 Bracknell | 2:22.03 | 67. Grace Wade | 17 Newbury | 2:13.93 |
| 36. Amy Costa-D'sa | 15 Chalfont | 2:21.70 | 68. Logan De Meuter | 15 Wycombe | 2:13.77 |
| 37. Grace Wittich | 13 Amersham | 2:21.27 | 69. Daisy Dewsbury | 20 Bracknell | 2:13.73 |
| 38. Coco Ulloa | 15 Wycombe | 2:20.63 | 70. Charlotte Gray | 16 Wycombe | 2:13.71 |
| 39. Emelia Heap | 13 Wycombe | 2:20.51 | 71. Michaela Sichova | 16 Tilehurst | 2:13.04 |
| 40. Elizabeth Turner | 14 Maidenhead | 2:20.17 | 72. Issy Thorpe | 19 Bracknell | 2:12.89 |
| 41. Charlotte Burfitt | 15 Maidenhead | 2:19.77 | 73. Esme O'Driscoll | 15 Amersham | 2:12.66 |
| 42. Katherine Ives | 15 Wycombe | 2:19.50 | 74. Darcey Perez | 14 Chalfont | 2:12.51 |
| 43. Dora Olah | 16 Windsor | 2:19.49 | 75. Grace Findley | 14 Amersham | 2:12.49 |
| 44. Francesca Pringle | 17 Tilehurst | 2:18.91 | 76. Sienna West | 14 Wycombe | 2:11.41 |
| 45. Emilia Duell | 16 Maidenhead | 2:18.40 | 77. Summer Martin | 15 Wycombe | 2:11.19 |
| 46. Olivia Wright | 16 Amersham | 2:18.20 | 78. Rose Lewin | 15 Wycombe | 2:10.85 |
| 47. Maya Shah | 14 Wycombe | 2:18.18 | 79. Alicia Bethell | 17 Wycombe | 2:10.81 |
| 48. Hannah Werro | 19 Tilehurst | 2:18.12 | 80. Sienna Ramery | 16 Wycombe | 2:10.36 |
| 49. Isabel Arrowsmith | 15 Chalfont | 2:17.96 | 81. Charlotte Heyden | 16 Wycombe | 2:10.26 |
| 50. Imogen Stent | 16 Tilehurst | 2:17.60 | 82. Eve Whitney | 17 Tilehurst | 2:09.09 |
| 51. Olivia Then | 16 Maidenhead | 2:17.60 | 83. Adel Zakrzewski | 22 Wycombe | 2:08.50 |
| 52. Hannah Gartshore | 14 Maidenhead | 2:17.22 | 84. Yalindi Rupesinghe | 20 Wycombe | 2:08.47 |
| 53. Hayden Minehan | 17 Bracknell | 2:17.20 | 85. Katherine Williams | 16 Wycombe | 2:08.40 |
| 54. Summer Chirita | 13 Wycombe | 2:16.80 | 86. Anaya Singh | 15 Reading | 2:08.25 |
| 55. Isabel Stevenson | 16 Windsor | 2:16.70 | 87. Danica Forster | 16 Wycombe | 2:07.15 |
| 56. Mollie McGinley | 13 Wycombe | 2:16.67 | 88. Madeleine Rae | 19 Chalfont | 2:06.80 |
| 57. Caitlin Valentine | 16 Wycombe | 2:16.31 | 89. Maisie Dickinson | 18 Wycombe | 2:03.58 |
| 58. Imogen Jackson | 20 Reading | 2:16.19 | 90. Annabelle Compton | 17 Wycombe | 1:58.37 |

The following trophies will be awarded during or at the end of this session

Open/Male 200m Breaststroke Junior Championship for The Ed Bowditch Cup

Open/Male 200m Breaststroke Senior Championship for The Smith Silver Cup

Female 200m Freestyle Junior Championship for The Chiltern Cup

Female 200m Freestyle Senior Championship for The Spitfire Silver Cup

SESSION 12 : SUNDAY 26 JANUARY 2025**Declare relay teams by 4:30, Warm up 4:30, Session start 5:15****EVENT 132 Open/Male 10/11 Yrs 100m Backstroke - Final****EVENT 133 Open/Male 12 Yrs 100m Backstroke - Final****EVENT 134 Open/Male 13 Yrs 100m Backstroke - Final****EVENT 135 Open/Male 14 Yrs 100m Backstroke - Final****EVENT 136 Open/Male 15 Yrs 100m Backstroke - Final****EVENT 137 Open/Male 16 Yrs 100m Backstroke - Final****EVENT 138 Open/Male 17 Yrs /Over 100m Back - Final****EVENT 139 Female 10/11 Yrs 100m Breaststroke - Final****EVENT 140 Female 12 Yrs 100m Breaststroke - Final****EVENT 141 Female 13 Yrs 100m Breaststroke - Final****EVENT 142 Female 14 Yrs 100m Breaststroke - Final****EVENT 143 Female 15 Yrs 100m Breaststroke - Final****EVENT 144 Female 16 Yrs 100m Breaststroke - Final****EVENT 145 Female 17 Yrs/Over 100m Breast - Final**

EVENT 146 Open/Male 10/11 Yrs 50m Freestyle - Final
EVENT 147 Open/Male 12 Yrs 50m Freestyle - Final
EVENT 148 Open/Male 13 Yrs 50m Freestyle - Final
EVENT 149 Open/Male 14 Yrs 50m Freestyle - Final
EVENT 150 Open/Male 15 Yrs 50m Freestyle - Final
EVENT 151 Open/Male 16 Yrs 50m Freestyle - Final
EVENT 152 Open/Male 17 Yrs/Over 50m Freestyle - Final

EVENT 153 Female 10/11 Yrs 50m Backstroke - Final
EVENT 154 Female 12 Yrs 50m Backstroke - Final
EVENT 155 Female 13 Yrs 50m Backstroke - Final
EVENT 156 Female 14 Yrs 50m Backstroke - Final
EVENT 157 Female 15 Yrs 50m Backstroke - Final
EVENT 158 Female 16 Yrs 50m Backstroke - Final
EVENT 159 Female 17 Yrs/Over 50m Backstroke - Final

EVENT 160 Open/Male OpenAG 4x100m Med Team Senior County Championship - HDW

| | | | |
|-------------------------------|----------------|---------|------|
| County Record | Wycombe Dist | 3:45.31 | 2017 |
| County Junior Record | Wycombe Dist | 4:02.37 | 2016 |
| Open Age Group Meet Best Time | Wycombe Dist A | 4:00.21 | 2022 |

| | | | | | |
|-------------------|---------|-------|--------------------|---------|-------|
| 1. Wycombe Dist H | 4:30.92 | | 9. Windsor A | 4:12.00 | |
| 2. Bracknell A | 4:30.00 | | 10. Maidenhead B | 4:12.00 | |
| 3. Wycombe Dist G | 4:24.10 | | 11. Wycombe Dist D | 4:10.74 | |
| 4. Wycombe Dist F | 4:17.72 | | 12. Amersham A | 4:05.80 | |
| 5. Chalfont A | 4:14.71 | | 13. Wycombe Dist C | 4:05.51 | |
| 6. Amersham B | 4:14.10 | | 14. Maidenhead A | 4:02.00 | |
| 7. Reading A | 4:14.10 | | 15. Wycombe Dist B | 3:57.73 | |
| 8. Wycombe Dist E | 4:13.50 | | 16. Wycombe Dist A | 3:54.33 | |

EVENT 161 Female OpenAG 4x100m Med Team Senior County Championship - HDW

| | | | |
|-------------------------------|----------------|---------|------|
| County Record | Wycombe Dist | 4:22.21 | 2018 |
| County Junior Record | Wycombe Dist A | 4:29.82 | 2024 |
| Open Age Group Meet Best Time | Wycombe Dist A | 4:22.21 | 2018 |

| | | | | | |
|-------------------|---------|-------|--------------------|---------|-------|
| 1. Reading B | 4:58.00 | | 9. Wycombe Dist E | 4:37.28 | |
| 2. Wycombe Dist H | 4:49.71 | | 10. Wycombe Dist D | 4:35.37 | |
| 3. Wycombe Dist G | 4:46.66 | | 11. Wycombe Dist C | 4:33.78 | |
| 4. Amersham B | 4:44.94 | | 12. Newbury A | 4:32.00 | |
| 5. Reading A | 4:44.10 | | 13. Wycombe Dist B | 4:30.31 | |
| 6. Wycombe Dist F | 4:41.22 | | 14. Maidenhead A | 4:30.00 | |
| 7. Amersham A | 4:40.59 | | 15. Wycombe Dist A | 4:23.57 | |
| 8. Chalfont A | 4:37.60 | | | | |

EVENT 162 Open/Male OpenAG 4x100m Free Team Senior County Championship - HDW

| | | | |
|-------------------------------|----------------|---------|------|
| County Record | Wycombe Dist | 3:28.55 | 2017 |
| County Junior Record | Wycombe Dist | 3:38.51 | 2016 |
| Open Age Group Meet Best Time | Wycombe Dist A | 3:37.52 | 2019 |

| | | | | | |
|-------------------|---------|-------|--------------------|---------|-------|
| 1. Reading B | 4:08.10 | | 10. Windsor A | 3:50.00 | |
| 2. Wycombe Dist H | 4:06.07 | | 11. Wycombe Dist D | 3:45.67 | |
| 3. Wycombe Dist G | 4:00.89 | | 12. Amersham B | 3:44.90 | |
| 4. Bracknell A | 4:00.00 | | 13. Amersham A | 3:41.76 | |
| 5. Maidenhead B | 4:00.00 | | 14. Chalfont A | 3:39.75 | |
| 6. Wycombe Dist F | 3:54.98 | | 15. Wycombe Dist C | 3:37.75 | |
| 7. Reading A | 3:52.00 | | 16. Wycombe Dist B | 3:30.08 | |
| 8. Maidenhead A | 3:50.00 | | 17. Wycombe Dist A | 3:22.82 | |
| 9. Wycombe Dist E | 3:50.00 | | | | |

**EVENT 163 Female OpenAG 4x100m Free Team
Senior County Championship - HDW**

| | | | | | | | |
|-------------------------------|----------------|----------------|---------|------|----------------|---------|-------|
| County Record | | Windsor | 3:58.31 | 2014 | | | |
| County Junior Record | | Wycombe Dist | 4:03.61 | 2015 | | | |
| Open Age Group Meet Best Time | | Wycombe Dist A | 3:58.92 | 2019 | | | |
| 1. | Wycombe Dist H | 4:27.17 | | 9. | Chalfont A | 4:11.78 | |
| 2. | Amersham B | 4:22.45 | | 10. | Amersham A | 4:10.35 | |
| 3. | Reading B | 4:22.00 | | 11. | Wycombe Dist E | 4:09.93 | |
| 4. | Bracknell A | 4:20.00 | | 12. | Wycombe Dist D | 4:09.19 | |
| 5. | Wycombe Dist G | 4:19.50 | | 13. | Wycombe Dist C | 4:06.99 | |
| 6. | Maidenhead A | 4:16.00 | | 14. | Wycombe Dist B | 4:01.42 | |
| 7. | Wycombe Dist F | 4:14.27 | | 15. | Wycombe Dist A | 3:49.33 | |
| 8. | Reading A | 4:12.00 | | | | | |

EVENT 164 Open/Male 6x50m Free Tandem Relay

| | | | | | | | |
|-------------------------------|-------------|------------|---------|------|------------|---------|-------|
| Open Age Group Meet Best Time | | Amersham A | 3:33.95 | 2024 | | | |
| 1. | Chalfont A | 4:47.60 | | 4. | Amersham B | 3:30.00 | |
| 2. | Bracknell A | 3:40.35 | | 5. | Amersham A | 3:22.00 | |
| 3. | Windsor A | 3:40.00 | | 6. | Reading A | 2:58.10 | |

The following trophies will be awarded during or at the end of this session

Open/Male 100m Backstroke Junior Championship for The Dick Silver Cup
Open/Male 100m Backstroke Senior Championship for The Upson Silver Cup
Female 100m Breaststroke Junior Championship for The Prescott Trophy
Female 100m Breaststroke Senior Championship for The Wycombe Cup
Open/Male 50m Freestyle Junior Championship for The Hamilton Smith Cup
Open/Male 50m Freestyle Senior Championship for The Reading SC Sprint Cup
Female 50m Backstroke Junior Championship for The Tilson Cup
Female 50m Backstroke Senior Championship for The Tom Chambers Cup
Open/Male 4x100m Medley Senior Championship for The Taylor Silver Cup
Female 4x100m Medley Senior Championship for The Slough Centre Trophy
Open/Male 4x100m Freestyle Senior Championship for The Gower Poole Silver Cup
Female 4x100m Freestyle Senior Championship for The County Silver Bowl
Female 4x100m Freestyle Senior Championship for The County Silver Bowl

The following medals will also be presented

Open/Male 6x50m Tandem Relay

The top swimmer trophies

Open/Male individual aggregate award for The Lambert Shield
Female individual aggregate award for The Parker Silver Cup

The top club trophies

Open/Male club aggregate award for The Ellen Trophy
Female club aggregate award for The Dockery Trophy

County Records – Open/Male Long Course

Junior County Records

| Stroke | Distance | Time | Date | Swimmer | Club |
|--------|----------|----------|------------|-----------------------|-----------------------|
| Back | 50 | 00:26.29 | 25/07/2017 | James Eddy | Wycombe District |
| | 100 | 00:57.29 | 26/07/2017 | James Eddy | Wycombe District |
| | 200 | 02:04.97 | 17/04/2016 | James Eddy | Wycombe District |
| Breast | 50 | 00:30.28 | 24/07/2019 | Nikolai Khutoryanskiy | Reading |
| | 100 | 01:04.85 | 14/03/2009 | Andrew Willis | Bracknell & Wokingham |
| | 200 | 02:12.69 | 20/03/2009 | Andrew Willis | Bracknell & Wokingham |
| Fly | 50 | 00:25.29 | 28/07/2023 | Ethan Richards-Knight | Chalfont Otters |
| | 100 | 00:55.70 | 19/03/2009 | Stephen King | Bracknell & Wokingham |
| | 200 | 02:07.01 | 24/07/2019 | Thomas Sansome | Wycombe District |
| Free | 50 | 00:23.86 | 30/07/2016 | James Eddy | Wycombe District |
| | 100 | 00:51.98 | 28/07/2016 | James Eddy | Wycombe District |
| | 200 | 01:55.01 | 17/03/2009 | Stephen King | Bracknell & Wokingham |
| | 400 | 03:57.83 | 16/04/2019 | Joshua Williams | Wycombe District |
| | 800 | 08:31.69 | 28/07/2018 | Joshua Williams | Wycombe District |
| | 1500 | 16:05.72 | 25/07/2019 | Joshua Williams | Wycombe District |
| | 4x100 | 03:38.51 | 30/07/2016 | | Wycombe District |
| | 4x50 | 01:44.68 | 04/04/2004 | | Wycombe District |
| IM | 200 | 02:07.68 | 30/07/2015 | James McFadzen | Wycombe District |
| | 400 | 04:29.65 | 20/03/2009 | Andrew Willis | Bracknell & Wokingham |
| Medley | 4x50 | 01:57.86 | 04/04/2004 | | Wycombe District |
| | 4x100 | 04:02.37 | 31/07/2016 | | Wycombe District |

County Records

| Stroke | Distance | Time | Date | Swimmer | Club |
|--------|----------|------------|------------|------------------|-----------------------|
| Back | 50 | 00:25.83 | 05/06/2021 | Cameron Brooker | Wycombe District |
| | 100 | 00:55.13 | 05/06/2021 | Cameron Brooker | Wycombe District |
| | 200 | 01:59.96 | 04/06/2021 | Cameron Brooker | Wycombe District |
| Breast | 50 | 00:29.39 | 13/01/2012 | Andrew Willis | Bracknell & Wokingham |
| | 100 | 01:00.27 | 12/04/2016 | Andrew Willis | Bracknell & Wokingham |
| | 200 | 02:08.08 | 15/04/2016 | Andrew Willis | Bracknell & Wokingham |
| Fly | 50 | 00:24.07 | 05/06/2021 | Adam Barrett | Wycombe District |
| | 100 | 00:53.04 | 15/06/2011 | Simon Burnett | Windsor |
| | 200 | 02:00.21 | 11/09/1981 | P Hubble | Slough Dolphin |
| Free | 50 | 00:22.10 | 17/04/2021 | Yusuke Legard | Wycombe District |
| | 100 | 00:48.68 | 09/08/2005 | Simon Burnett | Wycombe District |
| | 200 | 01:46.59 | 07/08/2005 | Simon Burnett | Wycombe District |
| | 400 | 03:57.51 | 14/04/2021 | Joshua Williams | Wycombe District |
| | 800 | 08:16.29 | 15/04/2021 | Joshua Williams | Wycombe District |
| | 1500 | 16:05.03 | 18/04/2021 | Joshua Williams | Wycombe District |
| | 4x100 | 03:28.55 | 29/07/2017 | | Wycombe District |
| | 4x50 | 01:38.79 | 30/01/2016 | | Wycombe District |
| 4x200 | 07:40.41 | 28/07/2017 | | Wycombe District | |
| IM | 200 | 02:02.55 | 22/04/2017 | Thomas Dean | Maidenhead |
| | 400 | 04:21.23 | 20/04/2017 | Thomas Dean | Maidenhead |
| Medley | 4x50 | 01:51.84 | 15/03/2014 | | Windsor |
| | 4x100 | 03:45.31 | 30/07/2017 | | Wycombe District |

County Records – Female Long Course

Junior County Records

| Stroke | Distance | Time | Date | Swimmer | Club |
|--------|----------|----------|------------|--------------------|-----------------------|
| Back | 50 | 00:29.97 | 30/07/2016 | Emilia Sansome | Wycombe District |
| | 100 | 01:03.56 | 30/07/2009 | Kathryn Willis | Bracknell & Wokingham |
| | 200 | 02:15.73 | 24/01/2009 | Kathryn Willis | Bracknell & Wokingham |
| Breast | 50 | 00:34.06 | 19/03/2005 | Nicola Ballingall | Chesham |
| | 100 | 01:14.66 | 27/01/2019 | Megan Daley | Wycombe District |
| | 200 | 02:40.83 | 14/01/2024 | Hazel-Anne Carter | Wycombe District |
| Fly | 50 | 00:29.07 | 29/01/2023 | Annabelle Compton | Wycombe District |
| | 100 | 01:03.19 | 01/07/2005 | Katherine Ambridge | Wycombe District |
| | 200 | 02:16.47 | 06/08/2006 | Katherine Ambridge | Wycombe District |
| Free | 50 | 00:26.98 | 27/07/2017 | Emilia Sansome | Wycombe District |
| | 100 | 00:57.98 | 28/01/2023 | Annabelle Compton | Wycombe District |
| | 200 | 02:04.14 | 04/11/2017 | Emilia Sansome | Wycombe District |
| | 400 | 04:14.94 | 18/12/1999 | Rebecca Cooke | Reading |
| | 800 | 08:39.93 | 19/12/1999 | Rebecca Cooke | Reading |
| | 1500 | 17:26.33 | 27/01/2019 | Ella Dyson | Wycombe District |
| | 4x100 | 04:03.61 | 24/05/2015 | | Wycombe District |
| | 4x50 | 01:54.72 | 20/06/2015 | | Wycombe District |
| IM | 200 | 02:17.52 | 28/06/2014 | Constance Dean | Maidenhead |
| | 400 | 04:56.89 | 20/01/2018 | Caitlin Mackay | Wycombe District |
| Medley | 4x50 | 02:09.99 | 20/06/2015 | | Wycombe District |
| | 4x100 | 04:29.82 | 14/01/2024 | | Wycombe District |

County Records

| Stroke | Distance | Time | Date | Swimmer | Club |
|--------|----------|----------|------------|----------------------|-----------------------|
| Back | 50 | 00:29.97 | 30/07/2016 | Emilia Sansome | Wycombe District |
| | 100 | 01:03.56 | 30/07/2009 | Kathryn Willis | Bracknell & Wokingham |
| | 200 | 02:15.73 | 24/01/2009 | Kathryn Willis | Bracknell & Wokingham |
| Breast | 50 | 00:33.97 | 16/01/2022 | Megan Daley | Wycombe District |
| | 100 | 01:13.23 | 23/04/1983 | L Burt | Reading |
| | 200 | 02:38.22 | 20/04/1995 | H Eyles | Reading |
| Fly | 50 | 00:28.41 | 29/01/2022 | Alexandra Schegoleva | Tilehurst |
| | 100 | 01:02.15 | 13/01/2024 | Lucy Fox | Wycombe District |
| | 200 | 02:15.94 | 02/06/2001 | H Fox | Reading |
| Free | 50 | 00:26.98 | 27/07/2017 | Emilia Sansome | Wycombe District |
| | 100 | 00:57.42 | 12/01/2020 | Jemima Hall | Wycombe District |
| | 200 | 02:04.10 | 28/01/2018 | Emilia Sansome | Wycombe District |
| | 400 | 04:09.49 | 02/08/2002 | Rebecca Cooke | Reading |
| | 800 | 08:28.54 | 01/08/2002 | Rebecca Cooke | Reading |
| | 1500 | 16:20.15 | 27/07/2001 | Rebecca Cooke | Reading |
| | 4x100 | 03:58.31 | 21/08/2014 | | Windsor |
| | 4x50 | 01:52.14 | 15/03/2014 | | Windsor |
| IM | 200 | 02:17.52 | 28/06/2014 | Constance Dean | Maidenhead |
| | 400 | 04:49.09 | 10/04/2001 | H Fox | Reading |
| Medley | 4x50 | 02:02.29 | 30/01/2016 | Wycombe District | Wycombe District |
| | 4x100 | 04:22.21 | 28/01/2018 | | Wycombe District |

Meet Best Times – Open/Male Long Course

| Age group | Stroke | Distance | Time | Date | Swimmer | Club | |
|-----------|--------|----------|------------|-----------------|---------------------|-----------------------|------------------|
| 10/11Yrs | Back | 50 | 00:35.48 | 14/01/2018 | Alexander Moore | Wycombe District | |
| | | 100 | 01:17.88 | 13/01/2018 | Alexander Moore | Wycombe District | |
| | | 200 | 02:47.97 | 27/01/2019 | Marcus Haigh | Wycombe District | |
| | Breast | 50 | 00:40.45 | 28/01/2018 | Alexander Moore | Wycombe District | |
| | | 100 | 01:30.04 | 14/01/2018 | Max Maleham | Newbury | |
| | | 200 | 03:12.24 | 13/01/2018 | Max Maleham | Newbury | |
| | Fly | 50 | 00:33.88 | 13/01/2018 | Alexander Moore | Wycombe District | |
| | | 100 | 01:18.99 | 26/01/2019 | Marcus Haigh | Wycombe District | |
| | | 200 | 03:16.31 | 13/01/2019 | Johnathan Ireland | Maidenhead | |
| | Free | 50 | 00:30.57 | 27/01/2018 | Alexander Moore | Wycombe District | |
| | | 100 | 01:06.69 | 28/01/2018 | Alexander Moore | Wycombe District | |
| | | 200 | 02:28.88 | 14/01/2018 | Max Maleham | Newbury | |
| | | 400 | 05:05.19 | 13/01/2018 | Max Maleham | Newbury | |
| | | 4x50 | 02:13.73 | 27/01/2018 | Newbury | Newbury | |
| IM | 200 | 02:48.44 | 14/01/2018 | Alexander Moore | Wycombe District | | |
| Medley | 4x50 | 02:31.06 | 27/01/2018 | Windsor Red | Windsor | | |
| 12/13Yrs | Free | 4x100 | 04:21.37 | 12/01/2019 | Wycombe Dist A | Wycombe District | |
| | Medley | 4x100 | 04:53.36 | 12/01/2019 | Wycombe Dist A | Wycombe District | |
| 12Yrs | Back | 50 | 00:33.73 | 13/01/2019 | Alexander Moore | Wycombe District | |
| | | 100 | 01:12.32 | 12/01/2019 | Alexander Moore | Wycombe District | |
| | | 200 | 02:36.79 | 27/01/2019 | Alexander Moore | Wycombe District | |
| | Breast | 50 | 00:38.19 | 26/01/2020 | Dominic Adams | Wycombe District | |
| | | 100 | 01:24.20 | 12/01/2020 | Dominic Adams | Wycombe District | |
| | | 200 | 03:01.89 | 11/01/2020 | Dominic Adams | Wycombe District | |
| | Fly | 50 | 00:31.73 | 15/01/2023 | Zachary Callinan | Maidenhead | |
| | | 100 | 01:11.37 | 27/01/2018 | Alex Cooper | Wycombe District | |
| | | 200 | 02:41.90 | 14/01/2018 | Alex Cooper | Wycombe District | |
| | Free | 50 | 00:28.93 | 26/01/2019 | Alexander Moore | Wycombe District | |
| | | 100 | 01:02.65 | 28/01/2018 | Alex Cooper | Wycombe District | |
| | | 200 | 02:20.17 | 14/01/2018 | Alex Cooper | Wycombe District | |
| | | 400 | 04:48.66 | 13/01/2018 | Alex Cooper | Wycombe District | |
| | | 800 | 10:28.92 | 15/01/2022 | Benjamin Macdougall | Wycombe District | |
| | | 1500 | 19:01.74 | 27/01/2018 | Alex Cooper | Wycombe District | |
| | IM | 200 | 02:38.81 | 14/01/2018 | Alex Cooper | Wycombe District | |
| | | 400 | 05:30.93 | 28/01/2018 | Alex Cooper | Wycombe District | |
| | 13Yrs | Back | 50 | 00:32.24 | 16/01/2022 | Monty Smith | Wycombe District |
| | | | 100 | 01:09.47 | 15/01/2022 | Monty Smith | Wycombe District |
| 200 | | | 02:31.74 | 28/01/2023 | Benjamin Macdougall | Wycombe District | |
| Breast | | 50 | 00:35.59 | 28/01/2018 | William Dean | Maidenhead | |
| | | 100 | 01:17.71 | 13/01/2019 | Alex Cooper | Wycombe District | |
| | | 200 | 02:48.17 | 12/01/2019 | Alex Cooper | Wycombe District | |
| Fly | | 50 | 00:29.82 | 11/01/2020 | Oliver Mowbray | Amersham | |
| | | 100 | 01:05.69 | 26/01/2019 | Alex Cooper | Wycombe District | |
| | | 200 | 02:27.91 | 13/01/2019 | Alex Cooper | Wycombe District | |
| Free | | 50 | 00:27.39 | 29/01/2022 | Monty Smith | Wycombe District | |
| | | 100 | 00:59.47 | 27/01/2019 | Alex Cooper | Wycombe District | |
| | | 200 | 02:13.50 | 13/01/2019 | Alex Cooper | Wycombe District | |
| | | 400 | 04:30.30 | 12/01/2019 | Alex Cooper | Wycombe District | |
| | | 800 | 09:09.58 | 12/01/2019 | Alex Cooper | Wycombe District | |
| | | 1500 | 17:37.59 | 26/01/2019 | Alex Cooper | Wycombe District | |
| IM | | 200 | 02:27.92 | 13/01/2019 | Alex Cooper | Wycombe District | |
| | | 400 | 05:13.94 | 27/01/2019 | Alex Cooper | Wycombe District | |
| 14Yrs | | Back | 50 | 00:29.59 | 28/01/2023 | Monty Smith | Wycombe District |
| | | | 100 | 01:02.75 | 29/01/2023 | Monty Smith | Wycombe District |
| | 200 | | 02:17.58 | 30/01/2022 | Johnathan Ireland | Maidenhead | |
| | Breast | 50 | 00:33.86 | 26/01/2020 | Ethan Donovan | Bracknell & Wokingham | |
| | | 100 | 01:13.55 | 12/01/2020 | Alex Cooper | Wycombe District | |
| | | 200 | 02:38.28 | 11/01/2020 | Luke Poulton | Wycombe District | |
| | Fly | 50 | 00:27.74 | 13/01/2018 | Sammy Tucker | Wycombe District | |
| | | 100 | 01:03.15 | 28/01/2023 | Monty Smith | Wycombe District | |
| | | 200 | 02:22.58 | 14/01/2018 | Sammy Tucker | Wycombe District | |
| | Free | 50 | 00:25.23 | 29/01/2023 | Monty Smith | Wycombe District | |
| | | 100 | 00:55.96 | 26/01/2020 | Alex Cooper | Wycombe District | |
| | | 200 | 02:05.54 | 15/01/2023 | Monty Smith | Wycombe District | |
| | | 400 | 04:27.09 | 11/01/2020 | Alex Cooper | Wycombe District | |
| | | 800 | 09:06.01 | 11/01/2020 | Alex Cooper | Wycombe District | |
| | | 1500 | 17:44.23 | 25/01/2020 | Alex Cooper | Wycombe District | |
| | IM | 200 | 02:22.57 | 14/01/2018 | Sammy Tucker | Wycombe District | |
| | | 400 | 04:58.40 | 28/01/2018 | Jan Poulton | Wycombe District | |

Meet Best Times – Open/Male Long Course (cont.)

| Age group | Stroke | Distance | Time | Date | Swimmer | Club | |
|-------------|--------|----------|------------|--------------|-----------------------|------------------|------------------|
| 15Yrs | Back | 50 | 00:28.57 | 14/01/2024 | Monty Smith | Wycombe District | |
| | | 100 | 01:00.81 | 28/01/2024 | Monty Smith | Wycombe District | |
| | | 200 | 02:12.44 | 27/01/2024 | Monty Smith | Wycombe District | |
| | Breast | 50 | 00:32.07 | 26/01/2020 | William Dean | Maidenhead | |
| | | 100 | 01:10.73 | 14/01/2018 | Joseph Buxton | Reading | |
| | | 200 | 02:30.19 | 13/01/2018 | Joseph Buxton | Reading | |
| | Fly | 50 | 00:27.09 | 13/01/2024 | Monty Smith | Wycombe District | |
| | | 100 | 01:00.40 | 26/01/2019 | Sammy Tucker | Wycombe District | |
| | | 200 | 02:14.37 | 13/01/2019 | Sammy Tucker | Wycombe District | |
| | Free | 50 | 00:24.74 | 28/01/2024 | Monty Smith | Wycombe District | |
| | | 100 | 00:54.48 | 13/01/2024 | Monty Smith | Wycombe District | |
| | | 200 | 02:00.35 | 14/01/2024 | Monty Smith | Wycombe District | |
| | | 400 | 04:16.85 | 12/01/2019 | Sammy Tucker | Wycombe District | |
| | | 800 | 08:44.80 | 13/01/2024 | Lucas Bryant | Maidenhead | |
| | | 1500 | 17:00.31 | 28/01/2024 | Lucas Bryant | Maidenhead | |
| | IM | 200 | 02:14.93 | 13/01/2019 | Jan Poulton | Wycombe District | |
| | | 400 | 04:49.25 | 27/01/2019 | Sammy Tucker | Wycombe District | |
| | 16Yrs | Back | 50 | 00:27.58 | 13/01/2019 | Ellis Morgan | Wycombe District |
| | | | 100 | 01:00.66 | 12/01/2019 | Ellis Morgan | Wycombe District |
| 200 | | | 02:10.66 | 27/01/2024 | Johnathan Ireland | Maidenhead | |
| Breast | | 50 | 00:31.14 | 27/01/2019 | Nikolai Khutoryanskiy | Reading | |
| | | 100 | 01:08.27 | 13/01/2019 | Nikolai Khutoryanskiy | Reading | |
| | | 200 | 02:27.72 | 12/01/2019 | Joseph Buxton | Reading | |
| Fly | | 50 | 00:26.42 | 15/01/2023 | Ethan Richards-Knight | Chalfont Otters | |
| | | 100 | 00:59.07 | 26/01/2019 | Ellis Morgan | Wycombe District | |
| | | 200 | 02:09.26 | 13/01/2019 | Thomas Sansome | Wycombe District | |
| Free | | 50 | 00:24.97 | 29/01/2023 | Noah Wheeler | Chalfont Otters | |
| | | 100 | 00:54.13 | 30/01/2022 | Alexander Cooper | Wycombe District | |
| | | 200 | 01:59.32 | 14/01/2018 | Josh Williams | Wycombe District | |
| | | 400 | 04:15.37 | 13/01/2018 | Josh Williams | Wycombe District | |
| | | 800 | 08:39.94 | 12/01/2020 | Josh Weston | Wycombe District | |
| | | 1500 | 16:15.18 | 29/01/2022 | Alexander Cooper | Wycombe District | |
| IM | 200 | 02:15.62 | 13/01/2019 | Luke Ibbeson | Chesham | | |
| | 400 | 04:50.31 | 26/01/2020 | Jan Poulton | Wycombe District | | |
| 16Yrs/UN | Free | 4x100 | 03:41.34 | 14/01/2024 | Wycombe Dist A | Wycombe District | |
| | Medley | 4x100 | 04:11.71 | 12/01/2020 | Wycombe Dist A | Wycombe District | |
| 17Yrs+ | Back | 50 | 00:27.05 | 16/01/2022 | Ellis Morgan | Wycombe District | |
| | | 100 | 00:57.88 | 11/01/2020 | Cameron Brooker | Wycombe District | |
| | | 200 | 02:04.88 | 28/01/2023 | James McFadzen | Wycombe District | |
| | Breast | 50 | 00:29.72 | 27/01/2024 | Noah Wheeler | Chalfont Otters | |
| | | 100 | 01:05.05 | 14/01/2018 | Tom Dean | Maidenhead | |
| | | 200 | 02:23.65 | 28/01/2024 | Luke Ibbeson | Wycombe District | |
| | Fly | 50 | 00:24.12 | 12/01/2019 | Adam Barrett | Tilehurst | |
| | | 100 | 00:55.67 | 27/01/2024 | Luke Ibbeson | Wycombe District | |
| | | 200 | 02:06.37 | 16/01/2022 | Samuel Tucker | Wycombe District | |
| | Free | 50 | 00:23.41 | 26/01/2019 | Adam Barrett | Tilehurst | |
| | | 100 | 00:51.71 | 28/01/2018 | Tom Dean | Maidenhead | |
| | | 200 | 01:52.08 | 14/01/2018 | Tom Dean | Maidenhead | |
| | | 400 | 04:03.80 | 12/01/2019 | Jamie O'connor | Wycombe District | |
| | | 800 | 08:28.40 | 13/01/2019 | Joshua Williams | Wycombe District | |
| | | 1500 | 16:10.43 | 29/01/2022 | Joshua Weston | Wycombe District | |
| | IM | 200 | 02:05.65 | 14/01/2018 | Tom Dean | Maidenhead | |
| | | 400 | 04:36.73 | 14/01/2024 | Luke Ibbeson | Wycombe District | |
| | Open | Free | 4x100 | 03:37.52 | 27/01/2019 | Wycombe Dist A | Wycombe District |
| Tandem 6x50 | | | 03:33.95 | 28/01/2024 | Amersham A | Amersham | |
| Medley | | 4x100 | 04:00.21 | 30/01/2022 | Wycombe Dist A | Wycombe District | |

Meet Best Times – Female Long Course

| Age group | Stroke | Distance | Time | Date | Swimmer | Club |
|-----------|--------|----------|------------|----------------|---------------------|-----------------------|
| 10/11Yrs | Back | 50 | 00:37.01 | 28/01/2018 | Victoria Daley | Chalfont Otters |
| | | 100 | 01:20.30 | 26/01/2019 | Annabelle Compton | Wycombe District |
| | | 200 | 02:53.40 | 13/01/2019 | Annabelle Compton | Wycombe District |
| | Breast | 50 | 00:41.09 | 14/01/2018 | Jemma Roberts | Bracknell & Wokingham |
| | | 100 | 01:30.32 | 28/01/2018 | Jemma Roberts | Bracknell & Wokingham |
| | | 200 | 03:17.08 | 27/01/2018 | Jemma Roberts | Bracknell & Wokingham |
| | Fly | 50 | 00:34.32 | 26/01/2019 | Annabelle Compton | Wycombe District |
| | | 100 | 01:19.92 | 12/01/2019 | Edith Hamilton | Bracknell & Wokingham |
| | | 200 | 03:02.94 | 29/01/2023 | Summer Chirita | Wycombe District |
| | Free | 50 | 00:31.49 | 13/01/2018 | Lucy Quill | Amersham |
| | | 100 | 01:09.17 | 28/01/2023 | Summer Chirita | Wycombe District |
| | | 200 | 02:35.03 | 29/01/2023 | Summer Chirita | Wycombe District |
| | | 400 | 05:25.78 | 27/01/2018 | Harshika Srivastava | Newbury |
| | | 4x50 | 02:15.15 | 27/01/2018 | Wycombe Dist A | Wycombe District |
| IM | 200 | 02:55.79 | 28/01/2023 | Summer Chirita | Wycombe District | |
| Medley | 4x50 | 02:32.60 | 26/01/2019 | Wycombe Dist A | Wycombe District | |
| 12/13Yrs | Free | 4x100 | 04:27.64 | 11/01/2020 | Wycombe Dist A | Wycombe District |
| | Medley | 4x100 | 04:51.46 | 12/01/2019 | Wycombe Dist A | Wycombe District |
| 12Yrs | Back | 50 | 00:33.75 | 26/01/2020 | Edith Hamilton | Bracknell & Wokingham |
| | | 100 | 01:12.54 | 27/01/2018 | Becks Hayward | Wycombe District |
| | | 200 | 02:34.91 | 14/01/2018 | Becks Hayward | Wycombe District |
| | Breast | 50 | 00:38.41 | 12/01/2020 | Chloe Platt | Maidenhead |
| | | 100 | 01:23.78 | 26/01/2020 | India Washer | Wycombe District |
| | | 200 | 03:04.65 | 25/01/2020 | India Washer | Wycombe District |
| | Fly | 50 | 00:31.89 | 27/01/2024 | Summer Chirita | Wycombe District |
| | | 100 | 01:13.62 | 13/01/2024 | Summer Chirita | Wycombe District |
| | | 200 | 02:44.38 | 28/01/2018 | Becks Hayward | Wycombe District |
| | Free | 50 | 00:30.22 | 11/01/2020 | Annabelle Compton | Wycombe District |
| | | 100 | 01:05.60 | 27/01/2024 | Summer Chirita | Wycombe District |
| | | 200 | 02:23.44 | 28/01/2024 | Summer Chirita | Wycombe District |
| | | 400 | 05:01.62 | 25/01/2020 | Hazel-Anne Carter | Wycombe District |
| | | 800 | 10:10.05 | 30/01/2016 | Natasha Holroyd | Windsor |
| | | 1500 | 20:39.92 | 15/01/2023 | Grace Findley | Amersham |
| | IM | 200 | 02:40.57 | 26/01/2020 | Hazel-Anne Carter | Wycombe District |
| | | 400 | 05:44.75 | 12/01/2020 | Hazel-Anne Carter | Wycombe District |
| | 13Yrs | Back | 50 | 00:32.78 | 27/01/2019 | Becks Hayward |
| 100 | | | 01:09.62 | 26/01/2019 | Becks Hayward | Wycombe District |
| 200 | | | 02:32.43 | 13/01/2019 | Becks Hayward | Wycombe District |
| Breast | | 50 | 00:36.45 | 13/01/2019 | Eloise Wade | Newbury |
| | | 100 | 01:19.41 | 27/01/2019 | Chloe Adams | Wycombe District |
| | | 200 | 02:55.04 | 26/01/2019 | Chloe Adams | Wycombe District |
| Fly | | 50 | 00:31.08 | 26/01/2019 | Alice Weston | Wycombe District |
| | | 100 | 01:06.92 | 12/01/2019 | Alice Weston | Wycombe District |
| | | 200 | 02:29.17 | 27/01/2019 | Alice Weston | Wycombe District |
| Free | | 50 | 00:29.01 | 11/01/2020 | Victoria Daley | Chalfont Otters |
| | | 100 | 01:02.51 | 14/01/2018 | Joslyn Knaap | Bracknell & Wokingham |
| | | 200 | 02:15.38 | 28/01/2018 | Merissa Booth | Wycombe District |
| | | 400 | 04:45.86 | 27/01/2018 | Merissa Booth | Wycombe District |
| | | 800 | 10:01.81 | 13/01/2018 | Merissa Booth | Wycombe District |
| | | 1500 | 19:09.66 | 26/01/2019 | Alice Weston | Wycombe District |
| IM | | 200 | 02:34.89 | 28/01/2018 | Merissa Booth | Wycombe District |
| | | 400 | 05:27.35 | 13/01/2019 | Alice Weston | Wycombe District |
| 14Yrs | | Back | 50 | 00:31.48 | 30/01/2022 | Annabelle Compton |
| | 100 | | 01:07.26 | 15/01/2023 | Katherine Williams | Wycombe District |
| | 200 | | 02:24.11 | 14/01/2023 | Charlotte Heyden | Wycombe District |
| | Breast | 50 | 00:35.27 | 16/01/2022 | Chloe Platt | Maidenhead |
| | | 100 | 01:17.92 | 26/01/2020 | Chloe Adams | Wycombe District |
| | | 200 | 02:47.92 | 25/01/2020 | Chloe Adams | Wycombe District |
| | Fly | 50 | 00:29.62 | 29/01/2023 | Katherine Williams | Wycombe District |
| | | 100 | 01:06.22 | 11/01/2020 | Alice Weston | Wycombe District |
| | | 200 | 02:26.20 | 26/01/2020 | Alice Weston | Wycombe District |
| | Free | 50 | 00:28.21 | 15/01/2023 | Katherine Williams | Wycombe District |
| | | 100 | 01:00.47 | 27/01/2024 | Anaya Singh | Reading |
| | | 200 | 02:11.69 | 27/01/2019 | Merissa Booth | Wycombe District |
| | | 400 | 04:35.55 | 26/01/2019 | Merissa Booth | Wycombe District |
| | | 800 | 09:28.60 | 12/01/2019 | Merissa Booth | Wycombe District |
| | | 1500 | 18:20.29 | 26/01/2019 | Merissa Booth | Wycombe District |
| | IM | 200 | 02:31.16 | 27/01/2019 | Merissa Booth | Wycombe District |
| | | 400 | 05:13.15 | 16/01/2022 | Hazel-Anne Carter | Wycombe District |

Meet Best Times – Female Long Course (cont.)

| Age group | Stroke | Distance | Time | Date | Swimmer | Club |
|-----------|--------|-------------|-----------------|-----------------|----------------------|------------------|
| 15Yrs | Back | 50 | 00:31.16 | 14/01/2023 | Annabelle Compton | Wycombe District |
| | | 100 | 01:06.52 | 15/01/2023 | Annabelle Compton | Wycombe District |
| | | 200 | 02:22.01 | 13/01/2024 | Katherine Williams | Wycombe District |
| | Breast | 50 | 00:34.42 | 14/01/2018 | Megan Daley | Wycombe District |
| | | 100 | 01:15.35 | 28/01/2018 | Megan Daley | Wycombe District |
| | | 200 | 02:41.87 | 27/01/2018 | Megan Daley | Wycombe District |
| | Fly | 50 | 00:29.07 | 29/01/2023 | Annabelle Compton | Wycombe District |
| | | 100 | 01:05.13 | 14/01/2023 | Annabelle Compton | Wycombe District |
| | | 200 | 02:24.21 | 29/01/2023 | Annabelle Compton | Wycombe District |
| | Free | 50 | 00:27.39 | 15/01/2023 | Annabelle Compton | Wycombe District |
| | | 100 | 00:57.98 | 28/01/2023 | Annabelle Compton | Wycombe District |
| | | 200 | 02:08.02 | 29/01/2023 | Annabelle Compton | Wycombe District |
| | | 400 | 04:30.24 | 26/01/2019 | Ella Dyson | Wycombe District |
| | | 800 | 09:10.08 | 30/01/2016 | Caitlin Mackay | Chesham |
| | | 1500 | 17:26.33 | 27/01/2019 | Ella Dyson | Wycombe District |
| | IM | 200 | 02:28.99 | 28/01/2018 | Rachel Cornford | Wycombe District |
| | | 400 | 05:09.15 | 29/01/2023 | Hazel-Anne Carter | Wycombe District |
| | 16Yrs | Back | 50 | 00:30.88 | 28/01/2018 | Ceara Barber |
| 100 | | | 01:04.62 | 27/01/2018 | Ceara Barber | Wycombe District |
| 200 | | | 02:20.22 | 14/01/2018 | Ceara Barber | Wycombe District |
| Breast | | 50 | 00:34.22 | 13/01/2019 | Megan Daley | Wycombe District |
| | | 100 | 01:14.66 | 27/01/2019 | Megan Daley | Wycombe District |
| | | 200 | 02:40.83 | 14/01/2024 | Hazel-Anne Carter | Wycombe District |
| Fly | | 50 | 00:29.54 | 29/01/2022 | Lucy Fox | Wycombe District |
| | | 100 | 01:03.51 | 15/01/2022 | Lucy Fox | Wycombe District |
| | | 200 | 02:18.35 | 30/01/2022 | Lucy Fox | Wycombe District |
| Free | | 50 | 00:27.06 | 14/01/2024 | Annabelle Compton | Wycombe District |
| | | 100 | 00:59.34 | 16/01/2022 | Lucy Fox | Wycombe District |
| | | 200 | 02:08.21 | 30/01/2022 | Lucy Fox | Wycombe District |
| | | 400 | 04:27.16 | 29/01/2022 | Lucy Fox | Wycombe District |
| | | 800 | 09:04.88 | 11/01/2020 | Ella Dyson | Wycombe District |
| | | 1500 | 17:37.48 | 14/01/2024 | Annabelle Compton | Wycombe District |
| IM | | 200 | 02:22.35 | 28/01/2018 | Ellie Cowan | Wycombe District |
| | | 400 | 05:10.52 | 12/01/2020 | Ella Dyson | Wycombe District |
| 16Yrs/UN | | Free | 4x100 | 04:04.29 | 14/01/2024 | Wycombe Dist A |
| | Medley | 4x100 | 04:29.82 | 14/01/2024 | Wycombe Dist A | Wycombe District |
| 17Yrs+ | Back | 50 | 00:30.59 | 28/01/2018 | Millie Sansome | Wycombe District |
| | | 100 | 01:04.46 | 26/01/2019 | Brodie Judge | Wycombe District |
| | | 200 | 02:18.38 | 13/01/2019 | Brodie Judge | Wycombe District |
| | Breast | 50 | 00:33.97 | 16/01/2022 | Megan Daley | Wycombe District |
| | | 100 | 01:14.12 | 30/01/2022 | Jennifer Holland | Wycombe District |
| | | 200 | 02:43.14 | 27/01/2018 | Daria Poma Kostik | Maidenhead |
| | Fly | 50 | 00:28.41 | 29/01/2022 | Alexandra Schegoleva | Tilehurst |
| | | 100 | 01:02.15 | 13/01/2024 | Lucy Fox | Wycombe District |
| | | 200 | 02:23.48 | 29/01/2023 | Alice Weston | Wycombe District |
| | Free | 50 | 00:27.16 | 13/01/2018 | Jemima Hall | Wycombe District |
| | | 100 | 00:57.42 | 12/01/2020 | Jemima Hall | Wycombe District |
| | | 200 | 02:04.10 | 28/01/2018 | Millie Sansome | Wycombe District |
| | | 400 | 04:16.80 | 13/01/2024 | Lucy Fox | Wycombe District |
| | | 800 | 08:56.10 | 15/01/2022 | Ella Dyson | Wycombe District |
| | | 1500 | 16:59.45 | 14/01/2024 | Lucy Fox | Wycombe District |
| | IM | 200 | 02:21.00 | 27/01/2019 | Millie Sansome | Wycombe District |
| | | 400 | 04:58.60 | 13/01/2019 | Caitlin Mackay | Wycombe District |
| | | | | | | |
| Open | Free | 4x100 | 03:58.92 | 27/01/2019 | Wycombe Dist A | Wycombe District |
| | | Tandem 6x50 | 03:44.73 | 14/01/2024 | Reading A | Reading |
| | Medley | 4x100 | 04:22.21 | 28/01/2018 | Wycombe Dist A | Wycombe District |

| Male/Open QTs | Age Group | | | | | | | | | | |
|------------------|-----------|---------|---------|---------|---------|---------|---------|---------|---------|---------|---------|
| | 11/12 | | 13 | | 14 | | 15 | | 16 | 17 | 18/O |
| Stroke | Cons | Auto | Cons | Auto | Cons | Auto | Cons | Auto | Auto | Auto | Auto |
| 50 Free | 32.4 | 31.2 | 30.6 | 29.4 | 28.7 | 27.6 | 27.1 | 26.8 | 25.9 | 25.9 | 24.9 |
| 100 Free | 1.12.1 | 1.09.3 | 1.07.0 | 1.04.3 | 1.02.7 | 1.00.7 | 59.2 | 58.2 | 55.9 | 55.9 | 54.1 |
| 200 Free | 2.37.0 | 2.31.5 | 2.24.5 | 2.19.5 | 2.17.0 | 2.12.4 | 2.10.5 | 2.05.8 | 2.05.5 | 2.00.0 | 1.57.7 |
| 400 Free | 5.35.0 | 5.24.0 | 5.11.5 | 5.04.0 | 4.53.0 | 4.45.1 | 4.38.5 | 4.29.1 | 4.24.0 | 4.24.0 | 4.14.0 |
| 800 Free | 11.40.0 | 10.55.9 | 10.45.0 | 10.19.1 | 10.06.0 | 9.45.0 | 9.43.0 | 9.28.3 | 9.12.5 | 9.05.0 | 8.39.0 |
| 1500 Free | 24.00.0 | 22.20.0 | 21.30.0 | 20.10.0 | 20.00.0 | 18.55.0 | 18.40.0 | 18.17.4 | 17.24.8 | 17.24.8 | 17.04.4 |
| 50 Breast | 43.9 | 42.1 | 41.1 | 38.6 | 38.0 | 36.1 | 36.5 | 35.0 | 33.5 | 33.2 | 31.2 |
| 100 Breast | 1.37.5 | 1.33.2 | 1.30.5 | 1.25.8 | 1.26.0 | 1.20.2 | 1.18.0 | 1.14.3 | 1.13.3 | 1.12.6 | 1.08.1 |
| 200 Breast | 3.26.0 | 3.16.3 | 3.12.5 | 3.01.0 | 2.59.9 | 2.51.9 | 2.50.5 | 2.44.0 | 2.39.3 | 2.37.8 | 2.32.0 |
| 50 Fly | 36.6 | 34.8 | 34.1 | 32.4 | 31.9 | 30.1 | 30.1 | 29.3 | 28.1 | 28.1 | 26.7 |
| 100 Fly | 1.27.0 | 1.22.4 | 1.20.0 | 1.15.0 | 1.12.5 | 1.08.6 | 1.08.2 | 1.04.5 | 1.03.0 | 1.01.3 | 59.3 |
| 200 Fly | 3.50.0 | 3.10.0 | 3.20.0 | 2.56.0 | 2.53.0 | 2.42.0 | 2.40.0 | 2.26.0 | 2.23.7 | 2.17.6 | 2.17.0 |
| 50 Back | 38.0 | 37.1 | 36.1 | 34.5 | 33.8 | 32.5 | 32.4 | 31.4 | 29.8 | 29.8 | 29.7 |
| 100 Back | 1.23.0 | 1.19.6 | 1.18.0 | 1.14.2 | 1.11.8 | 1.09.1 | 1.09.5 | 1.06.3 | 1.03.8 | 1.03.8 | 1.01.6 |
| 200 Back | 2.55.5 | 2.50.3 | 2.46.0 | 2.40.2 | 2.35.0 | 2.29.6 | 2.28.6 | 2.20.0 | 2.18.3 | 2.17.5 | 2.13.0 |
| 200 IM | 2.58.8 | 2.52.0 | 2.47.5 | 2.40.2 | 2.36.8 | 2.32.0 | 2.28.3 | 2.24.0 | 2.20.8 | 2.19.0 | 2.14.8 |
| 400 IM | 6.50.0 | 6.12.0 | 6.07.0 | 5.48.1 | 5.43.0 | 5.23.1 | 5.23.0 | 5.08.6 | 5.03.7 | 5.03.7 | 4.55.4 |

| Female QTs | Age Group | | | | | | | | | | |
|---------------|-----------|---------|---------|---------|---------|---------|---------|---------|---------|---------|---------|
| | 11/12 | | 13 | | 14 | | 15 | | 16 | 17 | 18/O |
| Stroke | Cons | Auto | Cons | Auto | Cons | Auto | Cons | Auto | Auto | Auto | Auto |
| 50 Free | 32.0 | 31.1 | 30.9 | 30.0 | 30.1 | 29.5 | 29.5 | 29.0 | 29.0 | 28.6 | 28.3 |
| 100 Free | 1.10.4 | 1.08.4 | 1.07.5 | 1.05.2 | 1.06.5 | 1.03.9 | 1.03.4 | 1.01.7 | 1.01.7 | 1.00.7 | 1.00.7 |
| 200 Free | 2.34.5 | 2.28.5 | 2.27.0 | 2.22.5 | 2.22.4 | 2.18.6 | 2.18.5 | 2.14.5 | 2.13.5 | 2.13.0 | 2.11.5 |
| 400 Free | 5.27.0 | 5.16.1 | 5.12.5 | 5.00.0 | 4.59.8 | 4.51.3 | 4.50.5 | 4.41.9 | 4.39.4 | 4.39.4 | 4.39.4 |
| 800 Free | 11.20.0 | 10.33.4 | 10.32.6 | 10.05.8 | 10.14.2 | 9.56.3 | 9.54.0 | 9.39.5 | 9.37.0 | 9.36.0 | 9.25.0 |
| 1500 Free | 22.05.0 | 20.51.7 | 20.30.0 | 19.48.7 | 19.38.4 | 19.09.2 | 19.25.0 | 18.53.1 | 18.26.0 | 18.26.0 | 18.08.0 |
| 50 Breast | 43.0 | 41.3 | 40.8 | 38.9 | 39.1 | 37.8 | 39.4 | 37.5 | 37.5 | 37.4 | 35.8 |
| 100 Breast | 1.34.2 | 1.31.5 | 1.29.7 | 1.26.2 | 1.26.0 | 1.22.8 | 1.23.8 | 1.19.7 | 1.19.7 | 1.19.5 | 1.17.4 |
| 200 Breast | 3.20.4 | 3.11.9 | 3.11.5 | 3.02.6 | 3.04.5 | 2.57.0 | 3.01.0 | 2.53.0 | 2.53.0 | 2.48.6 | 2.48.6 |
| 50 Fly | 35.5 | 34.3 | 33.9 | 32.7 | 32.9 | 31.5 | 32.2 | 31.0 | 31.0 | 30.6 | 30.4 |
| 100 Fly | 1.24.5 | 1.19.4 | 1.18.5 | 1.15.0 | 1.14.0 | 1.11.6 | 1.11.7 | 1.09.2 | 1.08.9 | 1.08.2 | 1.06.6 |
| 200 Fly | 3.16.5 | 3.02.0 | 3.01.5 | 2.49.9 | 2.52.0 | 2.41.5 | 2.46.0 | 2.34.2 | 2.34.2 | 2.32.5 | 2.26.5 |
| 50 Back | 37.8 | 36.0 | 35.7 | 34.5 | 34.5 | 33.5 | 33.4 | 33.0 | 32.9 | 32.4 | 32.0 |
| 100 Back | 1.21.5 | 1.17.6 | 1.17.5 | 1.14.9 | 1.14.5 | 1.11.0 | 1.11.8 | 1.09.3 | 1.09.3 | 1.09.0 | 1.08.0 |
| 200 Back | 2.52.5 | 2.47.0 | 2.44.0 | 2.39.0 | 2.39.0 | 2.33.5 | 2.33.5 | 2.28.8 | 2.27.5 | 2.26.8 | 2.25.5 |
| 200 IM | 2.55.5 | 2.49.7 | 2.46.0 | 2.41.0 | 2.40.4 | 2.37.0 | 2.35.0 | 2.31.2 | 2.31.2 | 2.30.7 | 2.30.7 |
| 400 IM | 6.20.0 | 6.03.5 | 6.00.0 | 5.48.5 | 5.44.5 | 5.36.0 | 5.36.5 | 5.21.0 | 5.21.0 | 5.21.0 | 5.21.0 |

Consideration (“Cons”) and Automatic Qualifying (“Auto”) times above are all Long Course.

For further information, visit to the South East Region Website: [Long Course Championships 2025](#)